

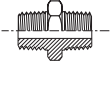
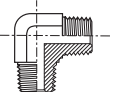
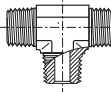
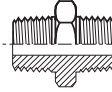


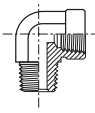
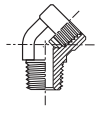
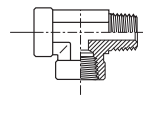
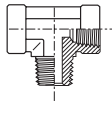

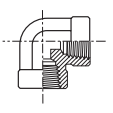
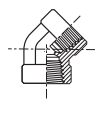
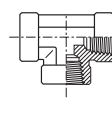
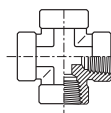



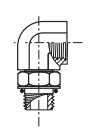
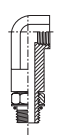









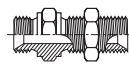
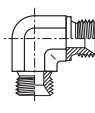
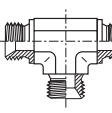




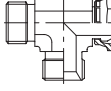
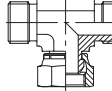


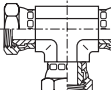


Adapters








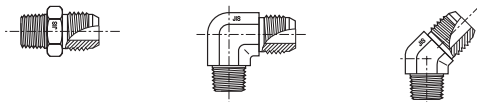





Adapters

Visual index

NPTF Adapters Male/male						
	FFM / p. N4	CR / p. N5	RRS / p. N5	FFFM / p. N6		
NPTF Adapters Male/Female						
	PTRM / p. N7	FGM / p. N8	CDM / p. N9	CD45M / p. N10	MRO / p. N11	MMS / p. N12
NPTF Adapters Female/Female						
	GG / p. N13	DDM / p. N14	DD45 / p. N14	MMO / p. N15	KMMOO / p. N15	
NPTF Plug			UNF/NPTF Adapters			
	HPM / p. N16	HHP / p. N16		F5OG / p. N17	AOEG / p. N18	AOE4G / p. N18
UNF Adapters				UNF/ Plugs		
	F5OG5 / p. N19	F5OHAO / p. N20	G5G5JG5 / p. N20		P5ONM / p. N21	HP5ON / p. N22
BSPT-BSPP metric-UNF Conversion adapters						
	F3HMG5 / p. N23	F4OHMG5 / p. N24	F8OHG5 / p. N25			
Male/Male adapters BSPP 60° cone, BSPT, NPT						
	HMK4 / p. N26	WMK4WL4NM / p. N27	EMK4 / p. N28	JMK4 / p. N28	F3MK4 / p. N38	FMK4 / p. N40
Male/Female swivel adapters BSPP 60° cone						
	F6MK4 / p. N30	C6MK4 / p. N31	R6MK4 / p. N32	S6MK4 / p. N33		
Female/Female swivel adapters BSPP 60° cone						
	H6MK4 / p. N34	E6MK4 / p. N35	J6MK4 / p. N36			

Visual index

BSPP 60° cone Expander/Adapter cap							
	G4MK4 / p. N37		FNMK4 / p. N39		PNMK4 / p. N29		
BSPP Adapters Female/Female							
	GG44M / p. N41			MMO444M / p. N42			
Reducing bushes BSPP/BSPT			BSPT male union and plug				
	PTR34M / p. N43				FF33M / p. N44		
	HP3M p. N45						
Female swivel NPSM / male NPTF							
	0107 / p. N46		2107 / p. N47		3107 / p. N48		
Female swivel NPSM / female NPTF							
	0207 / p. N49		2207 / p. N50				
Female swivel NPSM / male UNF							
	0507 / p. N51		2507 / p. N52		3507 / p. N53		
JIS Adapters Male to BSPT				JIS Unions			
	F3MT4 / p. N54		C3T4 / p. N55		V3T4 / p. N55		
	HMP4 / p. N56		HP46 / p. N56				
JIS Adapters Female cone to BSPT							
	F3MP4 / p. N57		C3P4 / p. N57		V3P4 / p. N58		
	F63MP4 / p. N58		G63P4 / p. N59		G3P4 / p. N59		
Seals/ Retaining ring							
	Adapter Components p. N60						



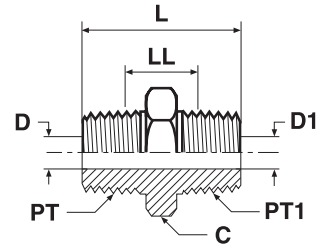
Adapters

FFM Male nipple

Male NPTF* thread (SAE J476) / Male NPTF* thread (SAE J476)

SAE 140137

*Stainless Steel = NPT to prevent galling



Thread NPT/NPTF PT	Thread NPT/NPTF PT1	C mm	D mm	D1 mm	L mm	LL mm	Weight (steel) g/1 piece	Adapter Steel	Adapter Stainless Steel	PN (bar)	
										S	SS
1/8-27	1/8-27	11	5	5	27	15	11	1/8 FF-S	1/8FFMSS	420	420
1/4-18	1/8-27	16	7	5	32	17	31	1/4 X 1/8 FF-S	1/4X1/8FFMSS	420	420
1/4-18	1/4-18	16	7	7	37	20	28	1/4FFMS	1/4FFMSS	420	420
3/8-18	1/8-27	19	10	5	37	22	45	3/8 X 1/8 FF-S	3/8X1/8FFMSS	420	420
3/8-18	1/4-18	19	10	10	37	19	51	3/8 X 1/4 FF-S	3/8X1/4FFMSS	420	420
3/8-18	3/8-18	19	10	10	37	19	40	3/8 FF-S	3/8FFMSS	420	420
1/2-14	1/8-27	22	14	5	39	21	58	1/2 X 1/8 FF-S	1/2X1/8FFMSS	420	420
1/2-14	1/4-18	22	7	7	43	23	88	1/2 X 1/4 FF-S	1/2X1/4FFMSS	420	420
1/2-14	3/8-18	22	10	10	43	23	71	1/2 X 3/8 FF-S	1/2X3/8FFMSS	420	420
1/2-14	1/2-14	22	14	14	48	24	71	1/2FFMS	1/2FFMSS	420	420
3/4-14	1/4-18	29	18	7	45	24	104	3/4 X 1/4 FF-S	3/4X1/4FFMSS	380	380
3/4-14	3/8-18	29	19	11	45	24	134	3/4 X 3/8 FF-S	3/4X3/8FFMSS	380	380
3/4-14	1/2-14	29	18	7	50	21	161	3/4 X 1/2 FF-S	3/4X1/2FFMSS	380	380
3/4-14	3/4-14	27	18	18	50	18	104	3/4FFMS	3/4FFMSS	380	380
1-11.5	1-11.5	36	24	24	59	30	179	1 FF-S	1FFMSS	380	380
1-11.5	1/4-18	35	24	7	50	27	188	1 X 1/4 FF-S	1X1/4FFMSS	380	380
1-11.5	3/4-14	35	18	18	53	26	195	1 X 3/4 FF-S	1X3/4FFMSS	380	380
1 1/4-11.5	1-11.5	45	32	24	62	33	256	1 1/4 X 1 FF-S	11/4X1FFMSS	350	350
1 1/4-11.5	1 1/4-11.5	45	32	32	63	33	256	1 1/4 FF-S	11/4FFMSS	350	350
1 1/2-11.5	1 1/2-11.5	51	38	38	66	36	364	1 1/2 FF-S	11/2FFMSS	210	210
2-11.5	2-11.5	64	49	49	72	41	848	2 FF-S	2FFMSS	170	170

Order codes shown are part of our current manufacturing programme.

Imperial and metric parts may vary in hexagon dimensions.

$$\frac{\text{PN (bar)}}{10} = \text{PN (MPa)}$$

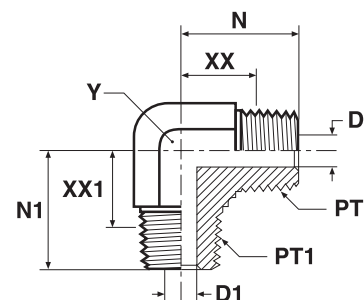
Pressure ratings – PN shown, apply to Steel and Stainless Steel versions of the product.

CR Male thread elbow

Male NPTF* thread (SAE J476) / Male NPTF* thread (SAE J476)

SAE 140237

*Stainless Steel = NPT to prevent galling



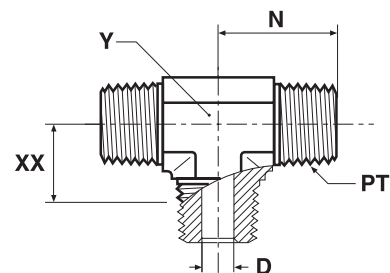
Thread NPT/NPTF PT	Thread NPT/NPTF PT1	D mm	D1 mm	N mm	N1 mm	XX mm	XX1 mm	Y mm	Weight (steel) g/1 piece	Adapter Steel	Adapter Stainless Steel	PN (bar)	
												S	SS
1/8-27	1/8-27	5	5	20	20	14	14	11	27	1/8 CR-S	1/8 CR-SS	420	420
1/4-18	1/4-18	7	7	28	28	19	19	14	54	1/4 CR-S	1/4 CR-SS	420	420
3/8-18	3/8-18	10	10	31	31	22	22	19	181	3/8 CR-S	3/8 CR-SS	420	420
3/8-18	1/4-18	10	7	31	31	22	22	19	66	3/8 X 1/4 CR-S	3/8 X 1/4 CR-SS	420	420
1/2-14	1/2-14	14	14	37	37	26	26	22	172	1/2 CR-S	1/2 CR-SS	420	420
1/2-14	3/8-18	14	10	37	33	26	24	22	103	1/2 X 3/8 CR-S	1/2 X 3/8 CR-SS	420	420
3/4-14	3/4-14	18	18	40	40	28	28	27	263	3/4 CR-S	3/4 CR-SS	280	280
3/4-14	1/2-14	18	14	40	37	28	26	27	164	3/4 X 1/2 CR-S	3/4 X 1/2 CR-SS	280	280
1-11.5	1-11.5	24	24	50	50	36	36	41	462	1 CR-S	1 CR-SS	210	210
1 1/4-11.5	1 1/4-11.5	32	32	56	56	41	41	48	782	1 1/4 CR-S	1 1/4 CR-SS	170	170
1 1/2-11.5	1 1/2-11.5	38	38	59	59	56	45	48	782	1 1/2 CR-S	1 1/2 CR-SS	170	170

RRS Male thread tee

Male NPTF* thread (SAE J476)

SAE 140437

*Stainless Steel = NPT to prevent galling



Thread NPT/NPTF PT	D mm	N mm	XX mm	Y mm	Weight (steel) g/1 piece	Adapter Steel	Adapter Stainless Steel	PN (bar)	
								S	SS
1/8-27	5	20	14	11	33	1/8 RRS-S	1/8 RRS-SS	420	420
1/4-18	7	28	19	14	56	1/4 RRS-S	1/4 RRS-SS	420	420
3/8-18	10	31	22	19	92	3/8 RRS-S	3/8 RRS-SS	420	420
1/2-14	14	37	26	22	96	1/2 RRS-S	1/2 RRS-SS	420	420
3/4-14	19	40	28	27	235	3/4 RRS-S	3/4 RRS-SS	280	280

Order codes shown are part of our current manufacturing programme.

Imperial and metric parts may vary in hexagon dimensions.

$$\frac{\text{PN (bar)}}{10} = \text{PN (MPa)}$$

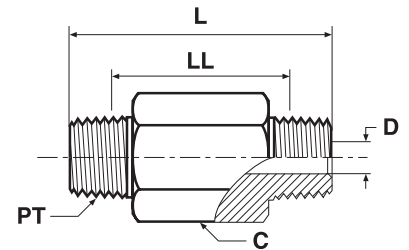
Pressure ratings – PN shown, apply to Steel and Stainless Steel versions of the product.

Adapters

FFFM Extended male nipple

Male NPTF* thread (SAE J476) / Male NPTF* thread (SAE J476)

*Stainless Steel = NPT to prevent galling



Thread NPT/NPTF PT	C mm	D mm	L mm	LL mm	Weight (steel) g/1 piece	Adapter Steel	Adapter Stainless Steel	PN (bar)	
								S	SS
1/8-27	11	5	38	26	23	1/8 X 1.5 FFF-S	1/8X1.5FFFMSS	420	420
1/8-27	11	5	51	39	33	1/8 X 2.0 FFF-S	1/8X2.0FFFMSS	420	420
1/8-27	11	5	64	52	41	1/8 X 2.5 FFF-S	1/8X2.5FFFMSS	420	420
1/8-27	11	5	76	64	50	1/8 X 3.0 FFF-S	1/8X3.0FFFMSS	420	420
1/4-18	16	7	38	21	35	1/4 X 1.5 FFF-S	1/4X1.5FFFMSS	420	420
1/4-18	16	7	51	34	51	1/4 X 2.0 FFF-S	1/4X2.0FFFMSS	420	420
1/4-18	16	7	64	46	72	1/4 X 2.5 FFF-S	1/4X2.5FFFMSS	420	420
1/4-18	16	7	76	59	93	1/4 X 3.0 FFF-S	1/4X3.0FFFMSS	420	420
1/4-18	16	7	102	84	110	1/4 X 4.0 FFF-S	1/4X4.0FFFMSS	420	420
1/2-14	22	14	51	27	91	1/2 X 2.0 FFF-S	1/2X2.0FFFMSS	420	420
1/2-14	22	14	76	53	151	1/2 X 3.0 FFF-S	1/2X3.0FFFMSS	420	420

Order codes shown are part of our current manufacturing programme.

Imperial and metric parts may vary in hexagon dimensions.

$$\frac{\text{PN (bar)}}{10} = \text{PN (MPa)}$$

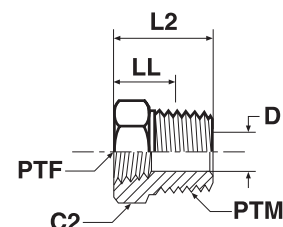
Pressure ratings – PN shown, apply to Steel and Stainless Steel versions of the product.

PTRM Thread reducer

Male NPTF* thread (SAE J476) / Female NPTF* thread (SAE J476)

SAE 140140

*Stainless Steel = NPT to prevent galling



Thread NPT/NPTF PTM	Thread NPT/NPTF PTF	C2 mm	D mm	L2 mm	LL mm	Weight (steel) g/1 piece	Adapter Steel	Adapter Stainless Steel	PN (bar)	
									S	SS
1/4-18	1/8-27	17	7	22	13	24	1/4 X 1/8 PTR-S	1/4X1/8PTRMSS	420	420
3/8-18	1/8-27	19	8	22	13	25	3/8 X 1/8 PTR-S	3/8X1/8PTRMSS	420	420
3/8-18	1/4-18	19	10	22	13	25	3/8 X 1/4 PTR-S	3/8X1/4PTRMSS	420	420
1/2-14	1/8-27	22	8	28	17	58	1/2 X 1/8 PTR-S	1/2X1/8PTRMSS	420	350
1/2-14	1/4-18	22	11	28	17	53	1/2 X 1/4 PTR-S	1/2X1/4PTRMSS	420	350
1/2-14	3/8-18	22	14	28	17	40	1/2X3/8PTRMS	1/2X3/8PTRMSS	420	350
3/4-14	1/4-18	29	11	30	18	94	3/4 X 1/4 PTR-S	3/4X1/4PTRMSS	280	280
3/4-14	3/8-18	30	15	30	18	101	3/4 X 3/8 PTR-S	3/4X3/8PTRMSS	380	280
3/4-14	1/2-14	30	18	30	18	110	3/4 X 1/2 PTR-S	3/4X1/2PTRMSS	350	280
1-11.5	3/8-18	35	14	35	20	163	1 X 3/8 PTR-S	1X3/8PTRMSS	210	210
1-11.5	1/2-14	35	18	35	20	139	1 X 1/2 PTR-S	1X1/2PTRMSS	210	210
1-11.5	3/4-14	36	23	35	20	116	1 X 3/4 PTR-S	1X3/4PTRMSS	280	210
1 1/4-11.5	1/2-14	45	18	37	22	220	1 1/4 X 1/2 PTR-S	11/4X1/2PTRMSS	170	170
1 1/4-11.5	3/4-14	45	23	37	22	236	1 1/4 X 3/4 PTR-S	11/4X3/4PTRMSS	170	170
1 1/4-11.5	1-11.5	46	29	37	22	250	1 1/4X1PTRMS	11/4X1PTRMSS	210	175
1 1/2-11.5	3/4-14	51	23	40	25	306	1 1/2 X 3/4 PTR-S	11/2X3/4PTRMSS	140	140
1 1/2-11.5	1-11.5	50	29	40	25	360	1 1/2X1PTRMS	11/2X1PTRMSS	210	140
1 1/2-11.5	1 1/4-11.5	50	38	40	25	282	1 1/2X1 1/4PTRMS	11/2X11/4PTRMSS	170	140
2-11.5	1/2-14	66	18	45	29	561	2 X 1/2 PTR-S	2X1/2PTRMSS	140	140
2-11.5	1 1/4-11.5	64	44	45	29	548	2 X 1 1/4 PTR-S	2X11/4PTRMSS	140	140

Order codes shown are part of our current manufacturing programme.

Imperial and metric parts may vary in hexagon dimensions.

$\frac{\text{PN (bar)}}{10} = \text{PN (MPa)}$

Pressure ratings – PN shown, apply to Steel and Stainless Steel versions of the product.

N

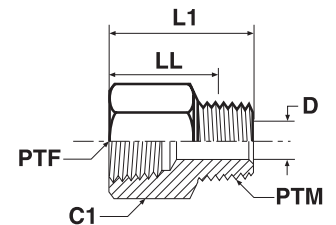
Adapters

FGM Thread expander / Adapter

Male NPTF* thread (SAE J476) / Female NPTF* thread (SAE J476)

SAE 140139

*Stainless Steel = NPT to prevent galling



Thread NPT/NPTF PTF	Thread NPT/NPTF PTM	C1 mm	D mm	L1 mm	LL mm	Weight (steel) g/1 piece	Adapter Steel	Adapter Stainless Steel	PN (bar)	
									S	SS
1/8-27	1/8-27	16	5	26	20	30	1/8 FG-S	1/8FGMSS	420	420
1/4-18	1/8-27	19	5	31	25	57	1/4 X 1/8 FG-S	1/4X1/8FGMSS	420	420
1/4-18	1/4-18	19	7	35	27	44	1/4 FG-S	1/4FGMSS	420	420
3/8-18	1/8-27	22	5	32	26	50	3/8 X 1/8 FG-S	3/8X1/8FGMSS	420	420
3/8-18	1/4-18	22	7	37	28	108	3/8 X 1/4 FG-S	3/8X1/4FGMSS	420	420
3/8-18	3/8-18	22	10	37	28	55	3/8 FG-S	3/8FGMSS	420	420
1/2-14	1/8-27	29	5	38	32	98	1/2 X 1/8 FG-S	1/2X1/8FGMSS	350	350
1/2-14	1/4-18	29	7	43	34	104	1/2 X 1/4 FG-S	1/2X1/4FGMSS	350	350
1/2-14	3/8-18	29	10	43	34	108	1/2 X 3/8 FG-S	1/2X3/8FGMSS	350	350
1/2-14	1/2-14	29	14	43	31	108	1/2 FG-S	1/2FGMSS	350	350
3/4-14	3/4-14	35	19	49	37	178	3/4 FG-S	3/4FGMSS	280	280
3/4-14	1/4-18	35	7	45	36	129	3/4 X 1/4 FG-S	3/4X1/4FGMSS	280	280
3/4-14	1/2-14	35	14	49	38	129	3/4 X 1/2FG-S	3/4X1/2FGMSS	280	280
1-11.5	1-11.5	42	24	60	46	160	1 FG-S	1FGMSS	210	210
1-11.5	1/2-14	41	14	56	44	180	1 X 1/2FG-S	1X1/2FGMSS	210	210
1-11.5	3/4-14	41	18	56	43	98	1 X 3/4FG-S	1X3/4FGMSS	210	210
1 1/4-11.5	1-11.5	51	24	63	48	296	1 1/4 X 1FG-S	11/4X1FGMSS	170	170

Order codes shown are part of our current manufacturing programme.

Imperial and metric parts may vary in hexagon dimensions.

$$\frac{\text{PN (bar)}}{10} = \text{PN (MPa)}$$

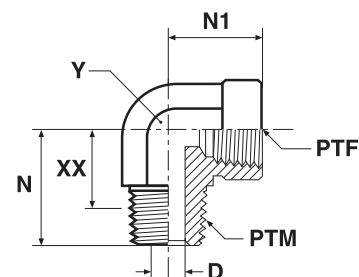
Pressure ratings – PN shown, apply to Steel and Stainless Steel versions of the product.

CDM Male female thread elbow

Male NPTF* thread (SAE J476) / Female NPTF* thread (SAE J476)

SAE 140239

*Stainless Steel = NPT to prevent galling



Thread NPT/NPTF PTM	Thread NPT/NPTF PTF	D mm	N mm	N1 mm	XX mm	Y mm	Weight (steel) g/1 piece	Adapter Steel	Adapter Stainless Steel	PN (bar)	
										S	SS
1/8-27	1/8-27	5	20	17	14	14	30	1/8 CD-S	1/8 CD-SS	350	350
1/4-18	1/4-18	7	28	22	19	19	77	1/4 CDMS	1/4 CD-SS	350	350
1/8-27	1/4-18	7	28	17	19	14	33	1/4 X 1/8 CD-S	1/4 X 1/8 CD-SS	350	350
3/8-18	3/8-18	10	31	26	22	22	96	3/8 CDMS	3/8 CD-SS	310	310
1/4-18	3/8-18	10	31	22	22	19	79	3/8 X 1/4 CD-S	3/8 X 1/4 CD-SS	350	350
1/2-14	3/8-18	10	33	31	24	27	260	3/8 X 1/2 CD-S	3/8 X 1/2 CD-SS	210	210
1/2-14	1/2-14	14	37	31	26	27	174	1/2 CD-S	1/2 CD-SS	210	210
3/8-18	1/2-14	14	38	32	26	22	96	1/2 X 3/8 CD-S	1/2 X 3/8 CD-SS	310	310
3/4-14	1/2-14	14	40	35	29	33	319	1/2 X 3/4 CD-S	1/2 X 3/4 CD-SS	210	210
3/4-14	3/4-14	18	40	35	28	33	285	3/4 CD-S	3/4 CD-SS	210	210
1/2-14	3/4-14	18	40	31	28	27	164	3/4 X 1/2 CD-S	3/4 X 1/2 CD-SS	210	210
1-11.5	1-11.5	24	50	41	36	41	515	1 CD-S	1 CD-SS	125	120
1 1/4-11.5	1 1/4-11.5	32	61	43	46	48	978	1 1/4 CD-S	1 1/4 CD-SS	100	100
1 1/2-11.5	1 1/2-11.5	38	67	53	52	64	1679	1 1/2 CD-S	1 1/2 CD-SS	100	100

Order codes shown are part of our current manufacturing programme.

Imperial and metric parts may vary in hexagon dimensions.

$\frac{\text{PN (bar)}}{10} = \text{PN (MPa)}$

Pressure ratings – PN shown, apply to Steel and Stainless Steel versions of the product.

N

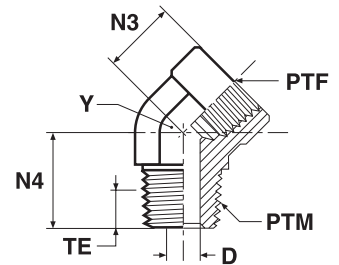
Adapters

CD45M Male female thread 45° elbow

Male NPTF* thread (SAE J476) / Female NPTF* thread (SAE J476)

SAE 140339

*Stainless Steel = NPT to prevent galling



Thread NPT/NPTF PTM	Thread NPT/NPTF PTF	D mm	N3 mm	N4 mm	TE mm	Y mm	Weight (steel) g/1 piece	Adapter Steel	Adapter Stainless Steel	PN (bar)	
										S	SS
1/8-27	1/8-27	5	12	18	6	14	24	1/8CD45MS	1/8 CD45-SS	350	350
1/4-18	1/4-18	7	16	27	9	19	57	1/4 CD45-S	1/4 CD45-SS	350	350
3/8-18	3/8-18	10	18	27	9	22	79	3/8 CD45-S	3/8 CD45-SS	310	310
1/2-14	1/2-14	14	23	34	12	27	141	1/2 CD45-S	1/2 CD45-SS	210	210
3/4-14	3/4-14	18	25	35	12	33	196	3/4 CD45-S	3/4 CD45-SS	210	210
1-11.5	1-11.5	24	29	44	15	41	380	1 CD45-S	1 CD45-SS	125	120
1 1/4-11.5	1 1/4-11.5	32	41	46	15	48	719	1 1/4 CD45-S	1 1/4 CD45-SS	100	100

Order codes shown are part of our current manufacturing programme.

Imperial and metric parts may vary in hexagon dimensions.

$$\frac{\text{PN (bar)}}{10} = \text{PN (MPa)}$$

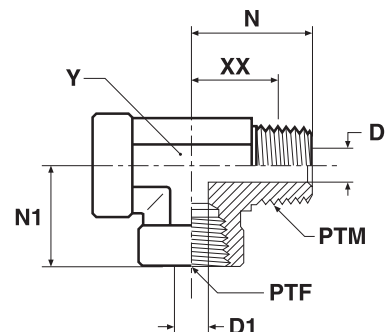
Pressure ratings – PN shown, apply to Steel and Stainless Steel versions of the product.

MRO Male female thread tee

Male NPTF* thread (SAE J476) / Female NPTF* thread (SAE J476)

SAE 140424

*Stainless Steel = NPT to prevent galling



Thread NPT/NPTF PTM	Thread NPT/NPTF PTF	D mm	D1 mm	N mm	N1 mm	XX mm	Y mm	Weight (steel) g/1 piece	Adapter Steel	Adapter Stainless Steel	PN (bar)	
											S	SS
1/8-27	1/8-27	5	8	20	17	14	14	59	1/8 MRO-S	1/8 MRO-SS	350	350
1/4-18	1/4-18	7	11	28	22	19	19	115	1/4 MRO-S	1/4 MRO-SS	350	350
3/8-18	3/8-18	10	14	31	26	22	22	122	3/8 MRO-S	3/8 MRO-SS	310	310
1/2-14	1/2-14	14	18	37	31	26	27	285	1/2 MRO-S	1/2 MRO-SS	210	210
3/4-14	3/4-14	18	23	40	35	28	33	497	3/4 MRO-S	3/4 MRO-SS	210	210
1-11.5	1-11.5	24	29	50	41	36	41	987	1 MRO-S	1 MRO-SS	125	120

Order codes shown are part of our current manufacturing programme.

Imperial and metric parts may vary in hexagon dimensions.

$$\frac{\text{PN (bar)}}{10} = \text{PN (MPa)}$$

Pressure ratings – PN shown, apply to Steel and Stainless Steel versions of the product.

N

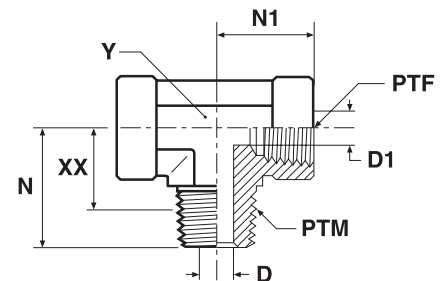
Adapters

MMS Male female thread tee

Male NPTF* thread (SAE J476) / Female NPTF* thread (SAE J476)

SAE 140425

*Stainless Steel = NPT to prevent galling



Thread NPT/NPTF PTM	Thread NPT/NPTF PTF	D mm	D1 mm	N mm	N1 mm	XX mm	Y mm	Weight (steel) g/1 piece	Adapter Steel	Adapter Stainless Steel	PN (bar)	
											S	SS
1/8-27	1/8-27	5	8	20	17	14	14	45	1/8 MMS-S	1/8 MMS-SS	350	350
1/4-18	1/4-18	7	11	28	22	19	19	118	1/4 MMS-S	1/4 MMS-SS	350	350
3/8-18	3/8-18	10	14	31	26	22	22	126	3/8 MMS-S	3/8 MMS-SS	310	310
1/2-14	1/2-14	14	18	37	31	26	27	272	1/2 MMS-S	1/2 MMS-SS	210	210
3/4-14	3/4-14	18	23	40	35	28	33	408	3/4 MMS-S	3/4 MMS-SS	210	210
1-11.5	1-11.5	24	29	50	41	36	41	606	1 MMS-S	1 MMS-SS	125	120

Order codes shown are part of our current manufacturing programme.

Imperial and metric parts may vary in hexagon dimensions.

$$\frac{\text{PN (bar)}}{10} = \text{PN (MPa)}$$

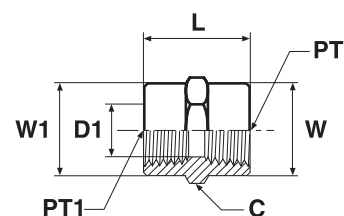
Pressure ratings – PN shown, apply to Steel and Stainless Steel versions of the product.

GG Female thread coupling

Female NPTF* thread (SAE J476) / Female NPTF* thread (SAE J476)

SAE 140138

*Stainless Steel = NPT to prevent galling



Thread NPT/NPTF PT	Thread NPT/NPTF PT1	C mm	D1 mm	L mm	W mm	W1 mm	Weight (steel) g/1 piece	Adapter Steel	Adapter Stainless Steel		PN (bar)		
									S	SS	S	SS	
1/8-27	1/8-27	16	8	19	16	16	19	1/8 GG-S	1/8 GG-SS	420	420	420	420
1/4-18	1/8-27	19	8	24	19	16	35	1/4 X 1/8 GG-S	1/4 X 1/8 GG-SS	420	420	420	420
1/4-18	1/4-18	19	11	29	19	19	45	1/4 GG-S	1/4 GG-SS	420	420	420	420
3/8-18	1/8-27	22	8	26	22	16	56	3/8 X 1/8 GG-S	3/8 X 1/8 GG-SS	420	420	420	420
3/8-18	1/4-18	22	11	29	22	19	56	3/8 X 1/4 GG-S	3/8 X 1/4 GG-SS	420	420	420	420
3/8-18	3/8-18	22	14	29	22	22	62	3/8 GG-S	3/8 GG-SS	420	420	420	420
1/2-14	1/4-18	29	11	35	29	19	117	1/2 X 1/4 GG-S	1/2 X 1/4 GG-SS	350	350	350	350
1/2-14	3/8-18	29	14	38	29	22	100	1/2 X 3/8 GG-S	1/2 X 3/8 GG-SS	350	350	350	350
1/2-14	1/2-14	30	18	38	30	30	112	1/2 GG-S	1/2 GG-SS	350	350	350	350
3/4-14	1/4-18	35	11	39	35	19	150	3/4 X 1/4 GG-S	3/4 X 1/4 GG-SS	280	280	280	280
3/4-14	1/2-14	35	18	48	35	29	134	3/4 X 1/2 GG-S	3/4 X 1/2 GG-SS	280	280	280	280
3/4-14	3/4-14	36	23	39	36	36	156	3/4 GG-S	3/4 GG-SS	280	280	280	280
1-11.5	1-11.5	41	29	48	41	41	289	1 GG-S	1 GG-SS	210	210	210	210
1-11.5	1/2-14	42	18	45	41	29	235	1 X 1/2 GG-S	1 X 1/2 GG-SS	210	210	210	210
1-11.5	3/4-14	42	23	45	41	35	239	1 X 3/4 GG-S	1 X 3/4 GG-SS	210	210	210	210
1 1/4-11.5	1 1/4-11.5	51	37	49	51	51	340	1 1/4 GG-S	1 1/4 GG-SS	170	170	170	170
1 1/4-11.5	1-11.5	50	29	49	51	41	182	1 1/4 X 1 GG-S	1 1/4 X 1 GG-SS	170	170	170	170
1 1/2-11.5	1 1/2-11.5	60	43	49	61	61	706	1 1/2 GG-S	1 1/2 GG-SS	140	140	140	140
1 1/2-11.5	1 1/4-11.5	60	38	49	60	60	531	1 1/2 X 1 1/4 GG-S	1 1/2 X 1 1/4 GG-SS	140	140	140	140
2-11.5	2-11.5	73	56	50	73	73	814	2 GG-S	2 GG-SS	140	140	140	140

Order codes shown are part of our current manufacturing programme.

Imperial and metric parts may vary in hexagon dimensions.

$\frac{\text{PN (bar)}}{10} = \text{PN (MPa)}$

Pressure ratings – PN shown, apply to Steel and Stainless Steel versions of the product.

N

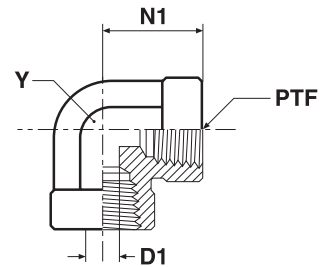
Adapters

DDM Female thread elbow

Female NPTF* thread (SAE J476)

SAE 140238

*Stainless Steel = NPT to prevent galling



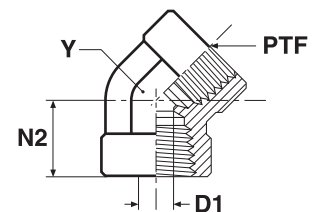
Thread NPT/NPTF PTF	D1 mm	N1 mm	Y mm	Weight (steel) g/1 piece	Adapter Steel	Adapter Stainless Steel	PN (bar)	
							S	SS
1/8-27	9	17	14	28	1/8 DD-S	1/8 DD-SS	350	350
1/4-18	11	22	19	28	1/4 DD-S	1/4 DD-SS	350	350
3/8-18	15	26	22	96	3/8 DDMS	3/8 DD-SS	310	310
1/2-14	18	31	27	159	1/2 DDMS	1/2 DD-SS	210	210
3/4-14	23	35	41	263	3/4 DD-S	3/4 DD-SS	210	210
1-11.5	29	41	48	488	1 DD-S	1 DD-SS	125	120
1 1/4-11.5	37	43	48	978	1 1/4 DD-S	1 1/4 DD-SS	100	100
1 1/2-11.5	43	53	64	1889	1 1/2 DD-S	1 1/2 DD-SS	100	100

DD45 Female thread 45° elbow

Female NPTF* thread (SAE J476)

SAE 140338

*Stainless Steel = NPT to prevent galling



Thread NPT/NPTF PTF	D1 mm	N2 mm	Y mm	Weight (steel) g/1 piece	Adapter Steel	Adapter Stainless Steel	PN (bar)	
							S	SS
1/4-18	11	18	19	69	1/4 DD45-S	1/4 DD45-SS	350	350
3/8-18	14	19	22	97	3/8 DD45-S	3/8 DD45-SS	310	310
1/2-14	18	24	27	172	1/2 DD45-S	1/2 DD45-SS	210	210
3/4-14	23	25	33	248	3/4 DD45-S	3/4 DD45-SS	210	210
1-11.5	29	30	41	479	1 DD45-S	1 DD45-SS	125	120

Order codes shown are part of our current manufacturing programme.

Imperial and metric parts may vary in hexagon dimensions.

$$\frac{\text{PN (bar)}}{10} = \text{PN (MPa)}$$

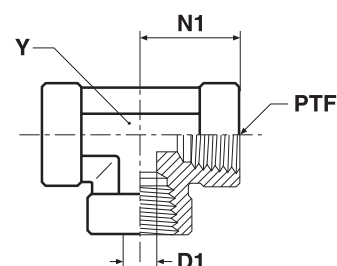
Pressure ratings – PN shown, apply to Steel and Stainless Steel versions of the product.

MMO Female thread tee

Female NPTF* threads (SAE J476)

SAE 140438

*Stainless Steel = NPT to prevent galling



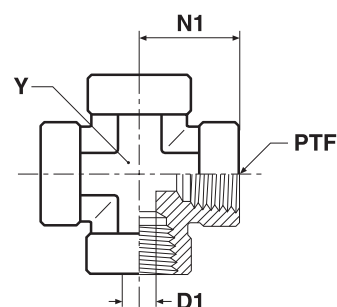
Thread NPT/NPTF PTF	D1 mm	N1 mm	Y mm	Weight (steel) g/1 piece	Adapter Steel	Adapter Stainless Steel	PN (bar)	
							S	SS
1/8-27	8	17	14	36	1/8 MMO-S	1/8 MMO-SS	350	350
1/4-18	11	22	19	94	1/4 MMO-S	1/4 MMO-SS	350	350
3/8-18	14	26	22	121	3/8 MMO-S	3/8 MMO-SS	210	210
1/2-14	17	31	27	202	1/2 MMO-S	1/2 MMO-SS	210	210
3/4-14	23	35	33	312	3/4 MMO-S	3/4 MMO-SS	210	210
1-11.5	29	41	41	606	1 MMO-S	1 MMO-SS	125	120
1 1/4-11.5	37	43	48	576	1 1/4 MMO-S	1 1/4 MMO-SS	100	100
1 1/2-11.5	43	53	64	576	1 1/2 MMO-S	1 1/2 MMO-SS	100	100

KMMOO Female thread cross

Female NPTF* threads (SAE J476)

SAE 140538

*Stainless Steel = NPT to prevent galling



Thread NPT/NPTF PTF	D1 mm	N1 mm	Y mm	Weight (steel) g/1 piece	Adapter Steel	Adapter Stainless Steel	PN (bar)	
							S	SS
1/8-27	8	17	14	45	1/8 KMMOO-S	1/8 KMMOO-SS	350	350
1/4-18	11	22	19	113	1/4 KMMOO-S	1/4 KMMOO-SS	350	350
3/8-18	14	26	22	147	3/8 KMMOO-S	3/8 KMMOO-SS	210	210
1/2-14	18	31	27	257	1/2 KMMOO-S	1/2 KMMOO-SS	210	210
3/4-14	23	35	33	382	3/4 KMMOO-S	3/4 KMMOO-SS	210	210
1-11.5	29	41	41	690	1 KMMOO-S	1 KMMOO-SS	125	120

Order codes shown are part of our current manufacturing programme.

Imperial and metric parts may vary in hexagon dimensions.

$$\frac{\text{PN (bar)}}{10} = \text{PN (MPa)}$$

Pressure ratings – PN shown, apply to Steel and Stainless Steel versions of the product.

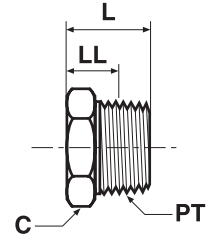
Adapters

HPM Hexagon head plug

Male NPTF* Thread (SAE J476)

SAE 130109E

*Stainless Steel = NPT to prevent galling



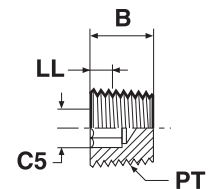
Thread NPT/NPTF PT	C mm	L mm	LL mm	Weight (steel) g/1 piece	Adapter Steel	Adapter Stainless Steel	PN (bar)	
							S	SS
1/8-27	11	14	8	19	1/8 HP-S	1/8HPMSS	420	420
1/4-18	14	19	10	22	1/4 HP-S	1/4HPMSS	420	420
3/8-18	18	20	11	28	3/8 HP-S	3/8HPMSS	420	420
1/2-14	22	25	13	72	1/2 HP-S	1/2HPMSS	420	420
3/4-14	27	27	15	119	3/4 HP-S	3/4HPMSS	380	380
1-11.5	35	32	17	218	1 HP-S	1HPMSS	380	380
1 1/4-11.5	46	36	21	217	1 1/4 HP-S	11/4HPMSS	350	345
1 1/2-11.5	50	38	22	300	1 1/2 HP-S	11/2HPMSS	210	210

HHP Hexagon socket plug

Male NPTF* thread (SAE J476)

SAE 130109N

*Stainless Steel = NPT to prevent galling



Thread NPT/NPTF PT	B mm	C5 inch	LL mm	Weight (steel) g/1 piece	Adapter Steel	Adapter Stainless Steel	PN (bar)	
							S	SS
1/16-27	8	5/32	2	2	1/16 HHP-S	1/16 HHP-SS	420	420
1/8-27	8	3/16	2	3	1/8 HHP-S	1/8 HHP-SS	420	420
1/4-18	12	1/4	3	7	1/4 HHP-S	1/4 HHP-SS	420	420
3/8-18	12	5/16	3	13	3/8 HHP-S	3/8 HHP-SS	420	420
1/2-14	16	3/8	4	16	1/2 HHP-S	1/2 HHP-SS	420	420
3/4-14	16	9/16	4	66	3/4 HHP-S	3/4 HHP-SS	380	380
1-11.5	20	1 3/8	5	73	1 HHP-S	1 HHP-SS	380	380

Order codes shown are part of our current manufacturing programme.

Imperial and metric parts may vary in hexagon dimensions.

$$\frac{\text{PN (bar)}}{10} = \text{PN (MPa)}$$

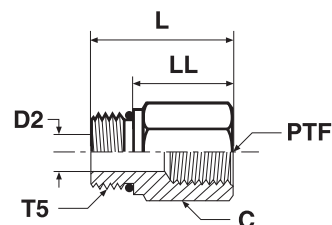
Pressure ratings – PN shown, apply to Steel and Stainless Steel versions of the product.



F50G Male female thread adapter

Male UN/UNF thread – O-ring (ISO 11926) / Female NPTF* thread (SAE 476)

*Stainless Steel = NPT to prevent galling



Thread UN/UNF-2A T5	Thread NPT/NPTF PTF	C mm	D2 mm	L mm	LL mm	Weight (steel) g/1 piece	Adapter Steel	Adapter Stainless Steel	PN (bar)	
									S	SS
9/16-18	1/4-18	19	8	30	20	36	6-1/4 F50G-S	6-1/4 F50G-SS	420	420
3/4-16	1/4-18	22	10	29	18	53	8-1/4 F50G-S	8-1/4 F50G-SS	420	420
3/4-16	3/8-18	22	10	33	21	67	8-3/8 F50G-S	8-3/8 F50G-SS	420	420
3/4-16	1/2-14	29	10	38	27	98	8-1/2 F50G-S	8-1/2 F50G-SS	350	350
7/8-14	1/4-18	25	13	21	8	78	10-1/4 F50G-S	10-1/4 F50G-SS	380	380
7/8-14	3/8-18	25	13	33	21	77	10-3/8 F50G-S	10-3/8 F50G-SS	380	380
7/8-14	1/2-14	29	13	39	26	98	10-1/2 F50G-S	10-1/2 F50G-SS	350	350
7/8-14	3/4-14	35	13	41	29	153	10-3/4 F50G-S	10-3/4 F50G-SS	280	280
1 1/16-12	1/2-14	32	17	36	21	114	12-1/2 F50G-S	12-1/2 F50G-SS	350	350
1 1/16-12	3/4-14	35	17	44	29	150	12-3/4 F50G-S	12-3/4 F50G-SS	280	280
1 3/16-12	1/2-14	35	18	27	12	159	14-1/2 F50G-S	14-1/2 F50G-SS	280	280
1 3/16-12	3/4-14	35	18	43	28	167	14-3/4 F50G-S	14-3/4 F50G-SS	280	280
1 5/16-12	1/2-14	38	21	25	10	137	16-1/2 F50G-S	16-1/2 F50G-SS	280	280
1 5/16-12	3/4-14	38	21	38	23	189	16-3/4 F50G-S	16-3/4 F50G-SS	280	280
1 5/16-12	1-11.5	41	22	48	33	216	16-1 F50G-S	16-1 F50G-SS	210	210
1 5/8-12	1-11.5	48	27	25	10	151	20-1 F50G-S	20-1 F50G-SS	210	210
1 5/8-12	1 1/4-11.5	51	27	50	35	191	20-1 1/4 F50G-S	20-1 1/4 F50G-SS	170	170
1 7/8-12	1-11.5	54	34	25	10	612	24-1 F50G-S	24-1 F50G-SS	170	170
1 7/8-12	1 1/2-11.5	57	34	51	36	653	24-1 1/2 F50G-S	24-1 1/2 F50G-SS	140	140

Parker Adapter are delivered with NBR elastomeric seals as standard. For more details on other seal materials see page N60.

Order codes shown are part of our current manufacturing programme.

Imperial and metric parts may vary in hexagon dimensions.

$$\frac{\text{PN (bar)}}{10} = \text{PN (MPa)}$$

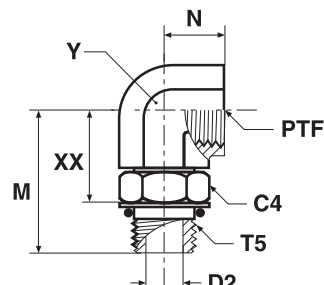
Pressure ratings – PN shown, apply to Steel and Stainless Steel versions of the product.

N

Adapters

AOEG Elbow

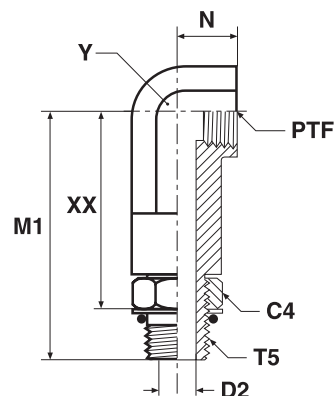
Male UN/UNF thread O-ring (ISO 11926) / Female NPTF thread (SAE 476)



Thread UN/UNF-2A T5	Thread NPTF/NPTF PTF	C4 mm	D2 mm	M mm	N mm	XX mm	Y mm	Weight (steel) g/1 piece	Adapter Steel	PN (bar)
3/4-16	3/8-18	22	10	37	16	25	22	100	8-3/8 AOEG-S	310
7/8-14	1/2-14	25	12	46	19	32	27	172	10-1/2 AOEG-S	210
1 1/16-12	3/4-14	32	16	51	21	34	33	274	12-3/4 AOEG-S	210
1 5/16-12	1-11.5	38	21	57	25	41	41	471	16-1 AOEG-S	125

AOE4G Extra long elbow

Male UN/UNF thread O-ring (ISO 11926) / Female NPTF thread (SAE 476)



Thread UN/UNF-2A T5	Thread NPTF/NPTF PTF	C4 mm	D2 mm	M1 mm	N mm	XX mm	Y mm	Weight (steel) g/1 piece	Adapter Steel	PN (bar)
3/4-16	3/8-18	22	10	75	16	62	22	176	8-3/8 AOE4G-S	310
7/8-14	1/2-14	25	12	90	19	76	27	246	10-1/2 AOE4G-S	210
1 1/16-12	3/4-14	32	16	103	21	87	33	356	12-3/4 AOE4G-S	210
1 5/16-12	1-11.5	38	21	118	25	101	41	956	16-1 AOE4G-S	125

Parker Adapter are delivered with NBR elastomeric seals as standard. For more details on other seal materials see page N60.

Order codes shown are part of our current manufacturing programme.

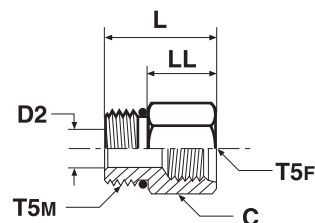
Imperial and metric parts may vary in hexagon dimensions.

$$\frac{\text{PN (bar)}}{10} = \text{PN (MPa)}$$

Pressure ratings – PN shown, apply to the Steel version of the product.

F5OG5 Thread reducer / Expander

Male UN/UNF threads – O-ring (ISO 11926)
SAE 090136



Thread UN/UNF-2A T5M	Thread UN/UNF-2B T5F	C mm	D2 mm	L mm	LL mm	Weight (steel) g/1 piece	Adapter Steel	Adapter Stainless Steel	PN (bar)	
									S	SS
7/16-20	7/16-20	18	4	27	18	42	4-4 F5OG5-S	4-4 F5OG5-SS	500	315
7/16-20	9/16-18	21	4	30	20	49	4-6 F5OG5-S	4-6 F5OG5-SS	420	315
9/16-18	7/16-20	18	8	26	16	30	6-4 F5OG5-S	6-4 F5OG5-SS	500	315
9/16-18	3/4-16	27	8	35	26	64	6-8 F5OG5-S	6-8 F5OG5-SS	420	280
3/4-16	9/16-18	22	10	29	18	93	8-6 F5OG5-S	8-6 F5OG5-SS	420	315
3/4-16	7/8-14	29	10	40	29	73	8-10 F5OG5-S	8-10 F5OG5-SS	310	210
7/8-14	9/16-18	25	12	32	19	73	10-6 F5OG5-S	10-6 F5OG5-SS	420	350
7/8-14	3/4-16	25	12	33	21	75	10-8 F5OG5-S	10-8 F5OG5-SS	310	280
7/8-14	1 1/16-12	35	12	43	30	209	10-12 F5OG5-S	10-12 F5OG5-SS	310	245
1 1/16-12	3/4-16	32	16	37	22	114	12-8 F5OG5-S	12-8 F5OG5-SS	420	315
1 1/16-12	7/8-14	32	16	39	24	150	12-10 F5OG5-S	12-10 F5OG5-SS	350	210
1 1/16-12	1 5/16-12	41	16	48	33	170	12-16 F5OG5-S	12-16 F5OG5-SS	240	140
1 5/16-12	3/4-16	38	19	25	10	159	16-8 F5OG5-S	16-8 F5OG5-SS	310	310
1 5/16-12	7/8-14	38	20	25	10	240	16-10 F5OG5-S	16-10 F5OG5-SS	310	245
1 5/16-12	1 1/16-12	38	22	45	29	259	16-12 F5OG5-S	16-12 F5OG5-SS	310	245
1 5/16-12	1 5/8-12	54	22	50	35	280	16-20 F5OG5-S	16-20 F5OG5-SS	210	175
1 5/8-12	1 1/16-12	48	27	25	10	249	20-12 F5OG5-S	20-12 F5OG5-SS	280	210
1 5/8-12	1 5/16-12	48	27	44	29	249	20-16 F5OG5-S	20-16 F5OG5-SS	280	140
1 7/8-12	1 1/16-12	54	32	25	10	263	24-12 F5OG5-S	24-12 F5OG5-SS	210	140
1 7/8-12	1 5/16-12	54	32	25	10	268	24-16 F5OG5-S	24-16 F5OG5-SS	210	140
1 7/8-12	1 5/8-12	54	33	45	29	272	24-20 F5OG5-S	24-20 F5OG5-SS	210	140

Parker Adapter are delivered with NBR elastomeric seals as standard. For more details on other seal materials see page N60.

Order codes shown are part of our current manufacturing programme.

Imperial and metric parts may vary in hexagon dimensions.

$$\frac{\text{PN (bar)}}{10} = \text{PN (MPa)}$$

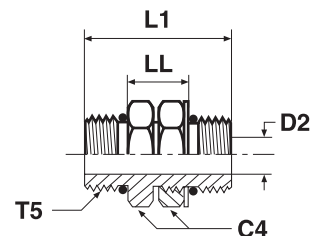
Pressure ratings – PN shown, apply to the Steel and Stainless Steel versions of the product.

N

Adapters

F5OHAO Straight thread union

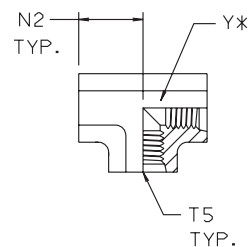
Male UN/UNF threads – O-ring (ISO 11926)



Thread UN/UNF-2A T5	C4 mm	D2 mm	L1 mm	LL mm	Weight (steel) g/1 piece	Adapter Steel	Adapter Stainless Steel	PN (bar)	
								S	SS
7/16-20	14	5	31	12	25	4 F5OHAO-S	4 F5OHAO-SS	350	350
9/16-18	18	8	36	15	52	6 F5OHAO-S	6 F5OHAO-SS	350	350
3/4-16	22	11	40	16	76	8 F5OHAO-S	8 F5OHAO-SS	350	350
7/8-14	25	12	46	19	118	10 F5OHAO-S	10 F5OHAO-SS	310	310
1 1/16-12	32	17	54	23	213	12 F5OHAO-S	12 F5OHAO-SS	280	280
1 5/16-12	41	22	54	23	235	16 F5OHAO-S	16 F5OHAO-SS	210	210
1 5/8-12	48	28	54	23	367	20 F5OHAO-S	20 F5OHAO-SS	170	170
1 7/8-12	54	34	54	23	538	24 F5OHAO-S	24 F5OHAO-SS	140	140

G5G5JG5 Female straight thread tee

Female UN/UNF threads – all 3 ends



Thread UN/UNF-2B T5	N2 mm	Y mm	Weight (steel) g/1 piece	Adapter Steel	PN (bar)
7/16-20	19	19	68	4 G5G5JG5-S	350
9/16-18	22	19	47	6 G5G5JG5-S	350
3/4-16	26	27	228	8 G5G5JG5-S	350
7/8-14	30	27	228	10 G5G5JG5-S	310

Parker Adapter are delivered with NBR elastomeric seals as standard. For more details on other seal materials see page N60.

Order codes shown are part of our current manufacturing programme.

Imperial and metric parts may vary in hexagon dimensions.

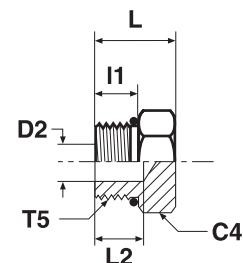
$$\frac{\text{PN (bar)}}{10} = \text{PN (MPa)}$$

Pressure ratings – PN shown, apply to the Steel and Stainless Steel versions of the product.



P5ONM Hexagon head plug

Male UN/UNF thread – O-ring (ISO 11926)
SAE 090109A



Thread UN/UNF-2A T5	C4 mm	D2 mm	l1 mm	L mm	L2 mm	Weight (steel) g/1 piece	Adapter Steel	Adapter Stainless Steel	PN (bar)	
									S	SS
5/16-24	11	2	8	16	10	7	2 P5ON-S	2P5ONMSS	420	420
3/8-24	13	3	8	16	9	9	3 P5ON-S	3P5ONMSS	420	420
7/16-20	14	5	9	17	10	13	4 P5ON-S	4P5ONMSS	420	420
1/2-20	16	6	9	17	10	19	5 P5ON-S	5P5ONMSS	420	420
9/16-18	18	8	10	19	11	22	6 P5ON-S	6P5ONMSS	420	420
3/4-16	22	11	11	20	11	44	8 P5ON-S	8P5ONMSS	420	420
7/8-14	25	13	13	24	12	53	10 P5ON-S	10P5ONMSS	420	420
1 1/16-12	32	17	15	28	15	117	12 P5ON-S	12P5ONMSS	420	420
1 3/16-12	35	18	15	28	14	124	14 P5ON-S	14P5ONMSS	380	380
1 5/16-12	38	22	15	29	13	141	16 P5ON-S	16P5ONMSS	380	380
1 5/8-12	48	28	15	31	10	284	20 P5ON-S	20P5ONMSS	280	280
1 7/8-12	54	34	15	32	9	447	24 P5ON-S	24P5ONMSS	210	210
2 1/2-12	70	46	15	37	3	807	32 P5ON-S	32P5ONMSS	140	140

Parker Adapter are delivered with NBR elastomeric seals as standard. For more details on other seal materials see page N60.

Order codes shown are part of our current manufacturing programme.

Imperial and metric parts may vary in hexagon dimensions.

$$\frac{\text{PN (bar)}}{10} = \text{PN (MPa)}$$

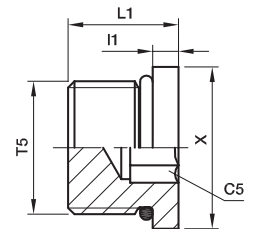
Pressure ratings – PN shown, apply to the Steel and Stainless Steel versions of the product.

N

Adapters

HP50N Hexagon socket plug

Male UN/UNF thread – O-ring (ISO 11926)
SAE 090109B



Thread UN/UNF-2A T5	C5 mm	I1 mm	L1 mm	X mm	Weight (steel) g/1 piece	Adapter Steel	Adapter Stainless Steel	PN (bar)	
								S	SS
3/8-24	1/8	3	10	13	5	3 HP50N-S	3 HP50N-SS	420	420
7/16-20	3/16	3	12	14	7	4 HP50N-S	4 HP50N-SS	420	420
1/2-20	3/16	3	12	16	10	5 HP50N-S	5 HP50N-SS	420	420
9/16-18	1/4	3	13	18	12	6 HP50N-S	6 HP50N-SS	420	420
3/4-16	5/16	4	15	22	26	8 HP50N-S	8 HP50N-SS	420	420
7/8-14	3/8	4	16	25	39	10 HP50N-S	10 HP50N-SS	420	420
1 1/16-12	9/16	5	19	32	64	12 HP50N-S	12 HP50N-SS	420	420
1 3/16-12	9/16	5	19	35	85	14 HP50N-S	14 HP50N-SS	380	380
1 5/16-12	5/8	5	19	38	103	16 HP50N-S	16 HP50N-SS	380	380
1 5/8-12	3/4	5	19	48	165	20 HP50N-S	20 HP50N-SS	280	280
1 7/8-12	3/4	5	20	54	238	24 HP50N-S	24 HP50N-SS	210	210

Parker Adapter are delivered with NBR elastomeric seals as standard. For more details on other seal materials see page N60.

Order codes shown are part of our current manufacturing programme.

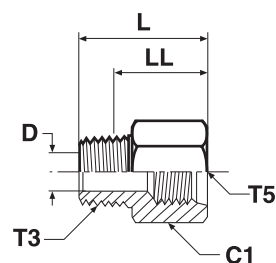
Imperial and metric parts may vary in hexagon dimensions.

$$\frac{\text{PN (bar)}}{10} = \text{PN (MPa)}$$

Pressure ratings – PN shown, apply to the Steel and Stainless Steel versions of the product.

F3HMG5 Male female thread adapter

Male BSPT thread (ISO 7) / Female UN/UNF thread – O-ring (ISO 11926-1)



Thread BSPT T3	Thread UN/UNF-2B T5	C1 mm	D mm	L mm	LL mm	Weight (steel) g/1 piece	Adapter Steel	Adapter Stainless Steel	PN (bar)	
									S	SS
1/8-28	7/16-20	18	5	28	22	27	1/8-4F3HG5S	1/8-4F3HMG5SS	350	350
1/8-28	1/2-20	19	5	28	22	32	1/8-5F3HG5S	1/8-5F3HMG5SS	350	350
1/4-19	9/16-18	21	7	35	26	45	1/4-6F3HG5S	1/4-6F3HMG5SS	350	350
3/8-19	3/4-16	25	10	37	28	73	3/8-8F3HG5S	3/8-8F3HMG5SS	315	315
1/2-14	7/8-14	29	14	45	34	111	1/2-10F3HG5S	1/2-10F3HMG5SS	210	210
3/4-14	1 1/16-12	35	18	49	36	177	3/4-12F3HG5S	3/4-12F3HMG5SS	210	210
1-11	1 5/16-12	41	24	54	39	272	1-16F3HG5S	1-16F3HMG5SS	120	120

Order codes shown are part of our current manufacturing programme.

Imperial and metric parts may vary in hexagon dimensions.

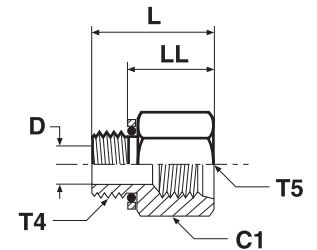
$$\frac{\text{PN (bar)}}{10} = \text{PN (MPa)}$$

Pressure ratings – PN shown, apply to Steel and Stainless Steel versions of the product.

Adapters

F4OHMG5 Male female thread adapter

Male BSPP thread O-ring + retaining ring (ISO 1179) /
Female UN/UNF thread – O-ring (ISO 11926-1)



Thread BSPP T4	Thread UN/UNF-2B T5	C1 mm	D mm	L mm	LL mm	Weight (steel) g/1 piece	Adapter Steel	Adapter Stainless Steel	PN (bar)	
									S	SS
1/8-28	7/16-20	18	4	25	19	27	1/8-4F4OHG5S	1/8-4F4OHMG5SS	350	315
1/4-19	9/16-18	21	8	32	23	45	1/4-6F4OHG5S	1/4-6F4OHMG5SS	350	315
3/8-19	9/16-18	22	8	32	23	70	3/8-6F4OHG5S	3/8-6F4OHMG5SS	350	315
3/8-19	3/4-16	25	10	34	25	73	3/8-8F4OHG5S	3/8-8F4OHMG5SS	350	280
1/2-14	7/8-14	29	12	41	29	111	1/2-10F4OHG5S	1/2-10F4OHMG5SS	240	240
3/4-14	1 1/16-12	35	16	44	33	177	3/4-12F4OHG5S	3/4-12F4OHMG5SS	240	240
1-11	1 5/16-12	45	21	49	34	272	1-16F4OHG5S	1-16F4OHMG5SS	240	210
1 1/4-11	1 5/8-12	51	27	48	35	320	1 1/4-20F4OHG5S	1 1/4-20F4OHMG5SS	140	140

Parker Adapter are delivered with NBR elastomeric seals as standard. For more details on other seal materials see page N60.

Order codes shown are part of our current manufacturing programme.

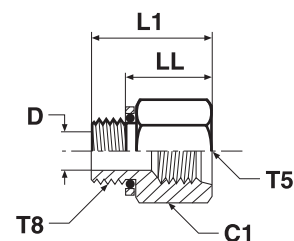
Imperial and metric parts may vary in hexagon dimensions.

$\frac{\text{PN (bar)}}{10} = \text{PN (MPa)}$

Pressure ratings – PN shown, apply to the Steel and Stainless Steel versions of the product.

F8OHG5 Male female thread adapter

Male metric thread O-ring + retaining ring / Female UN/UNF thread – O-ring (ISO 11926-1)



Thread Metric T8	Thread UN/UNF-2B T5	C1 mm	D mm	L1 mm	LL mm	Weight (steel) g/1 piece	Adapter Steel	Adapter Stainless Steel	PN (bar)	
									S	SS
M 10x1.0	7/16-20	18	4	27	20	27	M10-4F8OHG5S	M10-4F8OHG5SS	350	315
M 14x1.5	9/16-18	21	7	30	23	45	M14-6F8OHG5S	M14-6F8OHG5SS	350	315
M 16x1.5	3/4-16	25	9	33	24	73	M16-8F8OHG5S	M16-8F8OHG5SS	350	280
M 22x1.5	7/8-14	29	13	38	26	111	M22-10F8OHG5S	M22-10F8OHG5SS	240	210
M 27x2.0	1 1/16-12	32	16	48	34	170	M27-12F8OHG5S	M27-12F8OHG5SS	240	210
M 33x2.0	1 5/16-12	41	22	49	35	250	M33-16F8OHG5S	M33-16F8OHG5SS	140	140
M 42x2.0	1 5/8-12	51	28	49	34	320	M42-20F8OHG5S	M42-20F8OHG5SS	140	140

Parker Adapter are delivered with NBR elastomeric seals as standard. For more details on other seal materials see page N60.

Order codes shown are part of our current manufacturing programme.

Imperial and metric parts may vary in hexagon dimensions.

$$\frac{\text{PN (bar)}}{10} = \text{PN (MPa)}$$

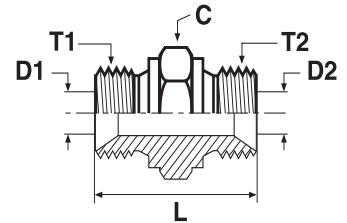
Pressure ratings – PN shown, apply to the Steel and Stainless Steel versions of the product.

N

Adapters

HMK4 Union

BSPP 60° Cone end (ISO 8434-6)



Thread BSPP T1	Thread BSPP T2	C mm	D1 mm	D2 mm	L mm	Weight (steel) g/1 piece	Adapter Steel	Adapter Stainless Steel	PN (bar)	
									S	SS
1/8	1/8	14	4	4	24	15	2HMK4S	2HMK4SS	350	350
1/4	1/8	19	5	4	28	29	4-2HMK4S	4-2HMK4SS	350	350
1/4	1/4	19	5	5	32	35	4HMK4S	4HMK4SS	350	350
3/8	1/4	22	8	5	33	46	6-4HMK4S	6-4HMK4SS	350	350
3/8	3/8	22	8	8	35	51	6HMK4S	6HMK4SS	350	350
1/2	1/4	27	11	5	37	70	8-4HMK4S	8-4HMK4SS	200	200
1/2	3/8	27	11	8	38	76	8-6HMK4S	8-6HMK4SS	200	200
1/2	1/2	27	11	11	41	85	8HMK4S	8HMK4SS	200	200
5/8	1/2	30	14	11	43	106	10-8HMK4S	10-8HMK4SS	200	200
5/8	5/8	30	14	14	45	112	10HMK4S	10HMK4SS	200	200
3/4	1/4	32	17	5	39	92	12-4HMK4S	12-4HMK4SS	200	200
3/4	3/8	32	17	8	41	107	12-6HMK4S	12-6HMK4SS	200	200
3/4	1/2	32	17	11	43	111	12-8HMK4S	12-8HMK4SS	200	200
3/4	5/8	32	17	14	45	106	12-10HMK4S	12-10HMK4SS	200	200
3/4	3/4	32	17	17	45	124	12HMK4S	12HMK4SS	200	200
1	1/2	41	22	11	47	175	16-8HMK4S	16-8HMK4SS	120	120
1	5/8	41	22	14	49	188	16-10HMK4S	16-10HMK4SS	120	120
1	3/4	41	22	17	49	190	16-12HMK4S	16-12HMK4SS	120	120
1	1	41	22	22	52	199	16HMK4S	16HMK4SS	120	120
1 1/4	3/4	50	29	17	57	259	20-12HMK4S	20-12HMK4SS	105	105
1 1/4	1	50	29	22	60	383	20-16HMK4S	20-16HMK4SS	105	105
1 1/4	1 1/4	50	29	29	61	405	20HMK4S	20HMK4SS	105	105
1 1/2	1	55	33	22	64	417	24-16HMK4S	24-16HMK4SS	105	105
1 1/2	1 1/4	55	33	29	65	410	24-20HMK4S	24-20HMK4SS	105	105
1 1/2	1 1/2	55	33	33	67	534	24HMK4S	24HMK4SS	105	105
2	1 1/2	70	46	33	73	660	32-24HMK4S	32-24HMK4SS	70	70
2	2	70	46	46	76	719	32HMK4S	32HMK4SS	70	70

Order codes shown are part of our current manufacturing programme.

Imperial and metric parts may vary in hexagon dimensions.

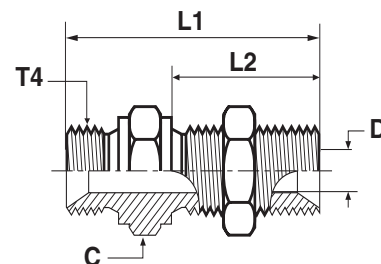
$$\frac{\text{PN (bar)}}{10} = \text{PN (MPa)}$$

Pressure ratings – PN shown, apply to Steel and Stainless Steel versions of the product.

WMK4WL4NM Bulkhead union

BSPP 60° Cone end (ISO 8434-6)

*Supplied with locknut



Thread BSPP T4	L1 mm	L2 mm	C mm	D mm	Weight (steel) g/1 piece	Adapter Steel	Adapter Stainless Steel	PN (bar)	
								S	SS
1/4	49	28	19	5	57	4WMK4WL4NMS	4WMK4WL4NMSS	350	350
3/8	55	32	22	8	84	6WMK4WL4NMS	6WMK4WL4NMSS	350	350
1/2	62	35	27	11	122	8WMK4WL4NMS	8WMK4WL4NMSS	200	200
5/8	64	35	30	14	146	10WMK4WL4NMS	10WMK4WL4NMSS	200	200
3/4	67	38	32	17	209	12WMK4WL4NMS	12WMK4WL4NMSS	200	200
1	74	41	41	22	328	16WMK4WL4NMS	16WMK4WL4NMSS	120	120
1 1/4	85	44	50	29	507	20WMK4WL4NMS	20WMK4WL4NMSS	105	105
1 1/2	93	48	55	33	609	24WMK4WL4NMS	24WMK4WL4NMSS	105	105

Order codes shown are part of our current manufacturing programme.

Imperial and metric parts may vary in hexagon dimensions.

For the version without locknut, please delete "WL4NM" (e.g. 16WMK4)

$$\frac{\text{PN (bar)}}{10} = \text{PN (MPa)}$$

Pressure ratings – PN shown, apply to the Steel and Stainless Steel versions of the product.

N

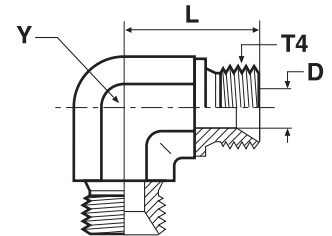
Maximum bulkhead wallthickness

Thread BSPP	Bulkhead union Max. thickness mm
1/4	9.5
3/8	12.5
1/2	12.4
5/8	10.8
3/4	13.4
1	10.1
1 1/4	12.1
1 1/2	14.1

Adapters

EMK4 Union elbow

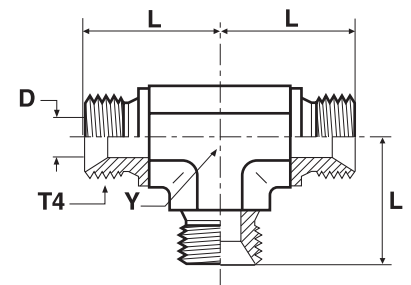
BSPP 60° Cone end (ISO 8434-6)



Thread BSPP T4	D mm	L mm	Y mm	Weight (steel) g/1 piece	Adapter Steel	Adapter Stainless Steel	PN (bar)	
							S	SS
1/8	4	17	11	21	2EMK4S	2EMK4SS	350	350
1/4	5	24	14	45	4EMK4S	4EMK4SS	350	350
3/8	8	27	19	85	6EMK4S	6EMK4SS	350	350
1/2	11	32	22	123	8EMK4S	8EMK4SS	200	200
5/8	14	34	22	109	10EMK4S	10EMK4SS	200	200
3/4	17	36	27	178	12EMK4S	12EMK4SS	200	200
1	22	42	33	288	16EMK4S	16EMK4SS	120	120
1 1/4	29	48	41	512	20EMK4S	20EMK4SS	105	105
1 1/2	33	54	48	824	24EMK4S	24EMK4SS	105	105

JMK4 Union tee

BSPP 60° Cone end (ISO 8434-6)



Thread BSPP T4	D mm	L mm	Y mm	Weight (steel) g/1 piece	Adapter Steel	Adapter Stainless Steel	PN (bar)	
							S	SS
1/8	4	17	11	33	2JMK4S	2JMK4SS	350	350
1/4	5	24	14	61	4JMK4S	4JMK4SS	350	350
3/8	8	27	19	105	6JMK4S	6JMK4SS	350	350
1/2	11	32	22	157	8JMK4S	8JMK4SS	200	200
5/8	14	34	22	145	10JMK4S	10JMK4SS	200	200
3/4	17	36	27	258	12JMK4S	12JMK4SS	200	200
1	22	42	33	591	16JMK4S	16JMK4SS	120	120
1 1/4	29	48	41	646	20JMK4S	20JMK4SS	105	105
1 1/2	33	54	48	940	24JMK4S	24JMK4SS	105	105

Order codes shown are part of our current manufacturing programme.

Imperial and metric parts may vary in hexagon dimensions.

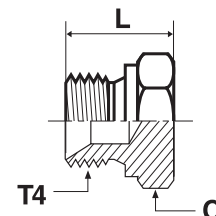
$$\frac{\text{PN (bar)}}{10} = \text{PN (MPa)}$$

Pressure ratings – PN shown, apply to Steel and Stainless Steel versions of the product.



PNMK4 Plug

BSPP 60° Cone plug (ISO 8434-6)



Thread BSPP T4	C mm	L mm	Weight (steel) g/1 piece	Adapter Steel	Adapter Stainless Steel	PN (bar)	
						S	SS
1/8	14	14	11	2PNMK4S	2PNMK4SS	350	350
1/4	19	19	22	4PNMK4S	4PNMK4SS	350	350
3/8	22	21	38	6PNMK4S	6PNMK4SS	350	350
1/2	27	24	66	8PNMK4S	8PNMK4SS	200	200
5/8	30	27	76	10PNMK4S	10PNMK4SS	200	200
3/4	32	27	106	12PNMK4S	12PNMK4SS	200	200
1	41	30	170	16PNMK4S	16PNMK4SS	120	120
1 1/4	50	39	316	20PNMK4S	20PNMK4SS	105	105
1 1/2	55	43	386	24PNMK4S	24PNMK4SS	105	105
2	70	48	650	32PNMK4S	32PNMK4SS	70	70

Order codes shown are part of our current manufacturing programme.

Imperial and metric parts may vary in hexagon dimensions.

$$\frac{\text{PN (bar)}}{10} = \text{PN (MPa)}$$

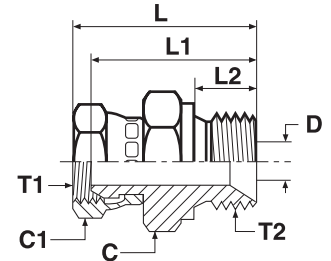
Pressure ratings – PN shown, apply to Steel and Stainless Steel versions of the product.

N

Adapters

F6MK4 Swivel male stud

BSPP 60° cone end (ISO 8434-6) / BSPP 60° Female swivel end (ISO 8434-6)



Thread BSPP T1	Thread BSPP T2	C mm	C1 mm	D mm	L mm	L1 mm	L2 mm	Weight (steel) g/1 piece	Adapter Steel	Adapter Stainless Steel	PN (bar)	
											S	SS
1/4	1/4	19	19	5	37	31	11	44	4-4F6MK4S	4-4F6MK4SS	350	350
1/4	3/8	22	19	5	39	33	12	61	4-6F6MK4S	4-6F6MK4SS	350	350
1/4	1/2	27	19	5	42	36	14	75	4-8F6MK4S	4-8F6MK4SS	200	200
3/8	1/4	19	22	5	38	32	11	59	6-4F6MK4S	6-4F6MK4SS	350	350
3/8	3/8	22	22	8	40	34	12	71	6-6F6MK4S	6-6F6MK4SS	350	350
3/8	1/2	27	22	8	44	37	14	92	6-8F6MK4S	6-8F6MK4SS	200	200
1/2	3/8	22	27	8	44	37	12	102	8-6F6MK4S	8-6F6MK4SS	200	200
1/2	1/2	27	27	11	46	39	14	143	8-8F6MK4S	8-8F6MK4SS	200	200
1/2	3/4	32	27	11	50	42	16	157	8-12F6MK4S	8-12F6MK4SS	200	200
3/4	1/2	27	32	11	47	39	14	171	12-8F6MK4S	12-8F6MK4SS	200	200
3/4	3/4	32	32	17	50	41	16	165	12-12F6MK4S	12-12F6MK4SS	200	200
3/4	1	41	32	17	55	45	19	261	12-16F6MK4S	12-16F6MK4SS	120	120
1	1	41	41	22	57	46	19	300	16-16F6MK4S	16-16F6MK4SS	120	120

Order codes shown are part of our current manufacturing programme.

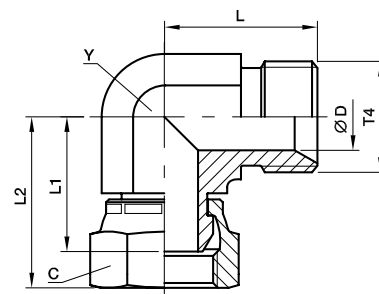
Imperial and metric parts may vary in hexagon dimensions.

$$\frac{\text{PN (bar)}}{10} = \text{PN (MPa)}$$

Pressure ratings – PN shown, apply to Steel and Stainless Steel versions of the product.

C6MK4 Swivel nut elbow

BSPP 60° cone end (ISO 8434-6) / BSPP 60° Female swivel end (ISO 8434-6)



Thread BSPP T4	C mm	D mm	L mm	L1 mm	L2 mm	Y mm	Weight (steel) g/1 piece	Adapter Steel	Adapter Stainless Steel	PN (bar)	
										S	SS
1/8	14	4	17	18	22	11	26	2C6MK4S	2C6MK4SS	350	350
1/4	19	5	24	25	31	14	62	4C6MK4S	4C6MK4SS	350	350
3/8	22	8	27	26	33	19	104	6C6MK4S	6C6MK4SS	350	350
1/2	27	11	32	32	39	22	159	8C6MK4S	8C6MK4SS	200	200
5/8	30	14	34	30	40	22	158	10C6MK4S	10C6MK4SS	200	200
3/4	32	17	36	33	42	27	226	12C6MK4S	12C6MK4SS	200	200
1	41	22	42	38	49	33	377	16C6MK4S	16C6MK4SS	120	120
1 1/4	50	29	48	48	58	41	650	20C6MK4S	20C6MK4SS	105	105
1 1/2	60	33	54	50	63	48	999	24C6MK4S	24C6MK4SS	105	105

Order codes shown are part of our current manufacturing programme.

Imperial and metric parts may vary in hexagon dimensions.

$$\frac{\text{PN (bar)}}{10} = \text{PN (MPa)}$$

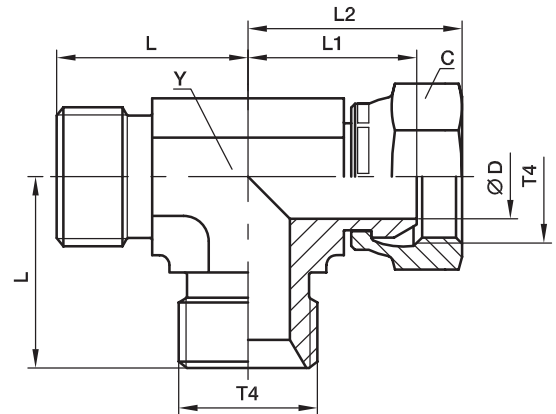
Pressure ratings – PN shown, apply to Steel and Stainless Steel versions of the product.

N

Adapters

R6MK4 Swivel nut run tee

BSPP 60° Cone ends (ISO 8434-6) / BSPP 60° Female swivel end (ISO 8434-6)



Thread BSPP T4	C mm	D mm	L mm	L1 mm	L2 mm	Y mm	Weight (steel) g/1 piece	Adapter Steel	Adapter Stainless Steel	PN (bar)	
										S	SS
1/8	14	4	17	18	22	11	29	2R6MK4S	2R6MK4SS	350	350
1/4	19	5	24	25	31	14	77	4R6MK4S	4R6MK4SS	350	350
3/8	22	8	27	26	32	19	128	6R6MK4S	6R6MK4SS	350	350
1/2	27	11	32	32	39	22	203	8R6MK4S	8R6MK4SS	200	200
5/8	30	14	34	30	40	22	274	10R6MK4S	10R6MK4SS	200	200
3/4	32	17	36	33	42	27	274	12R6MK4S	12R6MK4SS	200	200
1	41	22	42	38	48	33	456	16R6MK4S	16R6MK4SS	120	120
1 1/4	50	29	48	48	58	41	801	20R6MK4S	20R6MK4SS	105	105

Order codes shown are part of our current manufacturing programme.

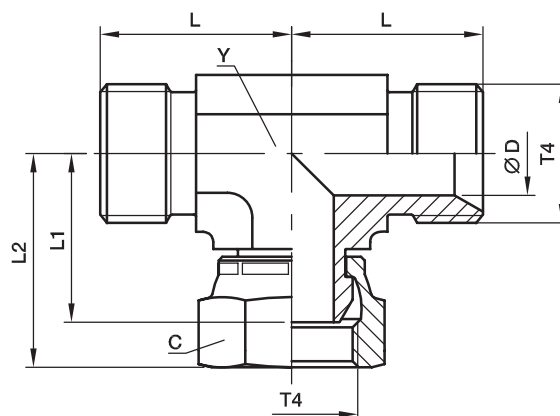
Imperial and metric parts may vary in hexagon dimensions.

$\frac{\text{PN (bar)}}{10} = \text{PN (MPa)}$

Pressure ratings – PN shown, apply to Steel and Stainless Steel versions of the product.

S6MK4 Swivel nut branch tee

BSPP 60° Cone ends (ISO 8434-6) / BSPP 60° Female swivel end (ISO 8434-6)



Thread BSPP T4	C mm	D mm	L mm	L1 mm	L2 mm	Y mm	Weight (steel) g/1 piece	Adapter Steel	Adapter Stainless Steel	PN (bar)	
										S	SS
1/8	14	4	17	18	22	11	33	2S6MK4S	2S6MK4SS	350	350
1/4	19	5	24	25	31	14	77	4S6MK4S	4S6MK4SS	350	350
3/8	22	8	27	26	32	19	126	6S6MK4S	6S6MK4SS	350	350
1/2	27	11	32	32	39	22	191	8S6MK4S	8S6MK4SS	200	200
5/8	30	14	34	30	40	22	209	10S6MK4S	10S6MK4SS	200	200
3/4	32	17	36	33	42	27	286	12S6MK4S	12S6MK4SS	200	200
1	41	22	42	38	48	33	493	16S6MK4S	16S6MK4SS	120	120
1 1/4	50	29	48	48	58	41	796	20S6MK4S	20S6MK4SS	105	105

Order codes shown are part of our current manufacturing programme.

Imperial and metric parts may vary in hexagon dimensions.

$\frac{\text{PN (bar)}}{10} = \text{PN (MPa)}$

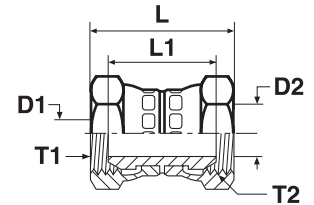
Pressure ratings – PN shown, apply to Steel and Stainless Steel versions of the product.

N

Adapters

H6MK4 Swivel nut union

BSPP 60° Female swivel ends (ISO 8434-6)



Thread BSPP T1	Thread BSPP T2	D1 mm	D2 mm	L mm	L1 mm	Weight (steel) g/1 piece	Adapter Steel	Adapter Stainless Steel	PN (bar)	
									S	SS
1/4	1/4	5	5	38	27	50	4H6MK4S	4H6MK4SS	350	350
3/8	1/4	8	5	40	28	61	6-4H6MK4S	6-4H6MK4SS	350	350
3/8	3/8	8	8	42	29	73	6H6MK4S	6H6MK4SS	350	350
1/2	1/4	11	5	43	30	85	8-4H6MK4S	8-4H6MK4SS	200	200
1/2	3/8	11	8	44	31	96	8-6H6MK4S	8-6H6MK4SS	200	200
1/2	1/2	11	11	47	33	107	8H6MK4S	8H6MK4SS	200	200
5/8	5/8	14	14	48	29	130	10H6MK4S	10H6MK4SS	200	200
3/4	1/2	17	11	49	33	152	12-8H6MK4S	12-8H6MK4SS	200	200
3/4	3/4	17	17	50	32	167	12H6MK4S	12H6MK4SS	200	200
1	1	22	22	58	35	201	16H6MK4S	16H6MK4SS	120	120
1 1/4	1 1/4	29	29	66	45	340	20H6MK4S	20H6MK4SS	105	105
1 1/2	1 1/2	33	33	70	43	583	24H6MK4S	24H6MK4SS	105	105

Order codes shown are part of our current manufacturing programme.

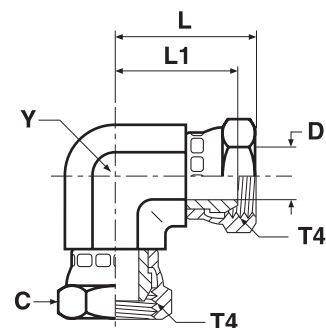
Imperial and metric parts may vary in hexagon dimensions.

$$\frac{\text{PN (bar)}}{10} = \text{PN (MPa)}$$

Pressure ratings – PN shown, apply to Steel and Stainless Steel versions of the product.

E6MK4 Swivel nut elbow

BSPP 60° Female swivel ends (ISO 8434-6)



Thread BSPP T4	C mm	D mm	L mm	L1 mm	Y mm	Weight (steel) g/1 piece	Adapter Steel	Adapter Stainless Steel	PN (bar)	
									S	SS
1/4	19	5	31	25	14	90	4E6MK4S	4E6MK4SS	350	350
3/8	22	8	33	26	19	127	6E6MK4S	6E6MK4SS	350	350
1/2	27	11	39	32	22	225	8E6MK4S	8E6MK4SS	200	200
5/8	30	14	39	30	22	203	10E6MK4S	10E6MK4SS	200	200
3/4	32	17	42	33	27	263	12E6MK4S	12E6MK4SS	200	200
1	41	22	49	38	33	667	16E6MK4S	16E6MK4SS	120	120
1 1/4	50	29	58	48	41	795	20E6MK4S	20E6MK4SS	105	105
1 1/2	60	33	63	50	48	1219	24E6MK4S	24E6MK4SS	105	105

Order codes shown are part of our current manufacturing programme.

Imperial and metric parts may vary in hexagon dimensions.

$$\frac{\text{PN (bar)}}{10} = \text{PN (MPa)}$$

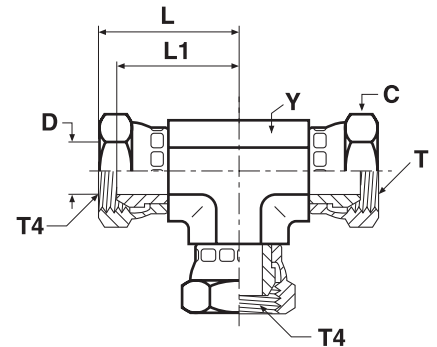
Pressure ratings – PN shown, apply to Steel and Stainless Steel versions of the product.

N

Adapters

J6MK4 Swivel nut tee

BSPP 60° Female swivel ends (ISO 8434-6)



Thread BSPP T4	C mm	D mm	L mm	L1 mm	Y mm	Weight (steel) g/1 piece	Adapter Steel	Adapter Stainless Steel	PN (bar)	
									S	SS
1/4	19	5	31	25	14	119	4J6MK4S	4J6MK4SS	350	350
3/8	22	8	36	30	19	195	6J6MK4S	6J6MK4SS	350	350
1/2	27	11	39	32	22	267	8J6MK4S	8J6MK4SS	200	200
5/8	30	14	39	30	22	300	10J6MK4S	10J6MK4SS	200	200
3/4	32	17	42	33	27	398	12J6MK4S	12J6MK4SS	200	200
1	41	22	49	38	33	620	16J6MK4S	16J6MK4SS	120	120
1 1/4	50	29	58	48	41	1050	20J6MK4S	20J6MK4SS	105	105

Order codes shown are part of our current manufacturing programme.

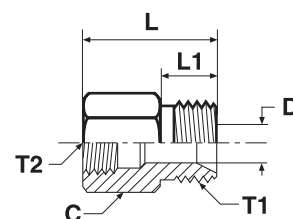
Imperial and metric parts may vary in hexagon dimensions.

$$\frac{\text{PN (bar)}}{10} = \text{PN (MPa)}$$

Pressure ratings – PN shown, apply to Steel and Stainless Steel versions of the product.

G4MK4 Female connector

BSPP 60° Cone end (ISO8434-6) / Female BSPP thread (ISO1179-1)



Thread BSPP T1	Thread BSPP T2	C mm	D mm	L mm	L1 mm	Weight (steel) g/1 piece	Adapter Steel	Adapter Stainless Steel	PN (bar)	
									S	SS
3/8	1/4	22	8	36	12	74	6G4MK4S	6G4MK4SS	350	350
1/2	1/4	27	11	38	14	77	8-4G4MK4S	8-4G4MK4SS	200	200
1/2	3/8	22	11	40	14	102	8G4MK4S	8G4MK4SS	200	200
3/4	1/4	32	17	40	16	180	12-4G4MK4S	12-4G4MK4SS	200	200
3/4	3/8	32	17	42	16	167	12-6G4MK4S	12-6G4MK4SS	200	200
3/4	1/2	32	17	48	16	209	12-8G4MK4S	12-8G4MK4SS	200	200
1	1/4	41	22	43	19	298	16-4G4MK4S	16-4G4MK4SS	120	120
1	3/8	41	22	45	19	287	16-6G4MK4S	16-6G4MK4SS	120	120
1	1/2	41	22	51	19	275	16-8G4MK4S	16-8G4MK4SS	120	120
1	3/4	41	22	52	19	360	16-12G4MK4S	16-12G4MK4SS	120	120

Order codes shown are part of our current manufacturing programme.

Imperial and metric parts may vary in hexagon dimensions.

$$\frac{\text{PN (bar)}}{10} = \text{PN (MPa)}$$

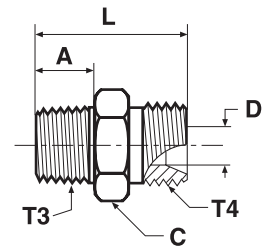
Pressure ratings – PN shown, apply to Steel and Stainless Steel versions of the product.

N

Adapters

F3MK4 Male stud connector

BSPP 60° Cone end (ISO 8434-6) / Male BSPT thread (ISO 7)



Thread BSPP T4	Thread BSPT T3	A mm	C mm	D mm	L mm	Weight (steel) g/1 piece	Adapter Steel	Adapter Stainless Steel	PN (bar)	
									S	SS
1/8	1/8	10	14	4	24	15	2F3MK4S	2F3MK4SS	315	315
1/8	1/4	15	14	4	29	28	2-4F3MK4S	2-4F3MK4SS	315	315
1/4	1/4	15	19	5	33	31	4-4F3MK4S	4-4F3MK4SS	315	315
1/4	1/8	10	19	5	29	27	4F3MK4S	4F3MK4SS	315	315
1/4	3/8	15	19	5	33	44	4-6F3MK4S	4-6F3MK4SS	315	315
3/8	3/8	15	22	8	35	52	6-6F3MK4S	6-6F3MK4SS	315	315
3/8	1/2	19	22	8	40	68	6-8F3MK4S	6-8F3MK4SS	160	160
3/8	1/4	15	22	7	35	48	6F3MK4S	6F3MK4SS	315	315
1/2	1/2	19	27	11	43	79	8-8F3MK4S	8-8F3MK4SS	160	160
1/2	3/8	15	27	11	39	68	8F3MK4S	8F3MK4SS	200	200
5/8	1/2	19	30	14	46	101	10F3MK4S	10F3MK4SS	200	200
5/8	3/4	19	30	14	46	102	10-12F3MK4S	10-12F3MK4SS	160	160
3/4	1/2	19	32	17	46	111	12-8F3MK4S	12-8F3MK4SS	315	315
3/4	3/4	19	32	17	46	126	12F3MK4S	12F3MK4SS	160	160
3/4	1	24	36	17	51	242	12-16F3MK4S	12-16F3MK4SS	120	120
1	3/4	19	41	22	50	173	16-12F3MK4S	16-12F3MK4SS	120	120
1	1	24	41	22	55	219	16F3MK4S	16F3MK4SS	120	120
1 1/4	1 1/4	25	50	29	64	337	20F3MK4S	20F3MK4SS	105	105
1 1/2	1 1/2	26	55	33	69	497	24F3MK4S	24F3MK4SS	105	105

Order codes shown are part of our current manufacturing programme.

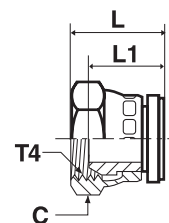
Imperial and metric parts may vary in hexagon dimensions.

$$\frac{\text{PN (bar)}}{10} = \text{PN (MPa)}$$

Pressure ratings – PN shown, apply to Steel and Stainless Steel versions of the product.

FNMK4 Cap

BSPP 60° Cone female swivel cap end



Thread BSPP T4	C mm	L mm	L1 mm	Weight (steel) g/1 piece	Adapter Steel	Adapter Stainless Steel	PN (bar)	
							S	SS
1/8	14	15	11	19	2FNMK4S	2FNMK4SS	350	350
1/4	19	20	15	23	4FNMK4S	4FNMK4SS	350	350
3/8	22	22	15	43	6FNMK4S	6FNMK4SS	350	350
1/2	27	22	18	64	8FNMK4S	8FNMK4SS	200	200
5/8	30	25	16	80	10FNMK4S	10FNMK4SS	200	200
3/4	32	26	17	115	12FNMK4S	12FNMK4SS	200	200
1	41	30	19	154	16FNMK4S	16FNMK4SS	120	120
1 1/4	50	34	24	345	20FNMK4S	20FNMK4SS	105	105
1 1/2	60	36	23	500	24FNMK4S	24FNMK4SS	105	105

Order codes shown are part of our current manufacturing programme.

Imperial and metric parts may vary in hexagon dimensions.

$$\frac{\text{PN (bar)}}{10} = \text{PN (MPa)}$$

Pressure ratings – PN shown, apply to Steel and Stainless Steel versions of the product.

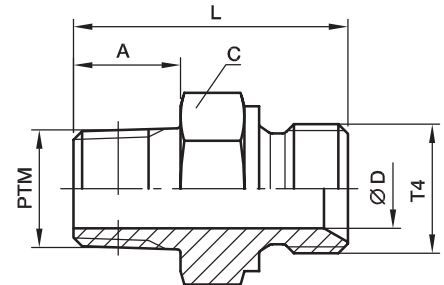
N

Adapters

FMK4 Male stud connector

BSPP 60° Cone end (ISO 8434-6) / Male NPTF* thread (SAE J476)

*Stainless Steel = NPT to prevent galling



Thread BSPP T4	Thread NPT/NPTF PTM	A mm	C mm	D mm	L mm	Weight (steel) g/1 piece	Adapter Steel	Adapter Stainless Steel	PN (bar)	
									S	SS
1/8	1/8	10	14	4	24	17	2FMK4S	2FMK4SS	350	350
1/8	1/4	15	19	4	29	21	2-4FMK4S	2-4FMK4SS	350	350
1/4	1/8	10	19	5	29	24	4FMK4S	4FMK4SS	350	350
1/4	1/4	15	19	5	33	33	4-4FMK4S	4-4FMK4SS	350	350
1/4	3/8	15	19	5	34	41	4-6FMK4S	4-6FMK4SS	350	350
3/8	1/4	15	22	8	35	45	6FMK4S	6FMK4SS	350	350
3/8	3/8	15	2	8	35	50	6-6FMK4S	6-6FMK4SS	350	350
3/8	1/2	19	22	8	40	77	6-8FMK4S	6-8FMK4SS	350	350
1/2	3/8	15	27	11	39	48	8FMK4S	8FMK4SS	200	200
1/2	1/2	19	27	11	43	93	8-8FMK4S	8-8FMK4SS	200	200
1/2	3/4	19	27	11	44	95	8-12FMK4S	8-12FMK4SS	200	200
3/4	1/2	19	32	17	46	112	12-8FMK4S	12-8FMK4SS	200	200
3/4	3/4	19	32	17	46	124	12FMK4S	12FMK4SS	200	200
3/4	1	24	36	17	51	150	12-16FMK4S	12-16FMK4SS	200	200
1	3/4	19	41	22	50	188	16-12FMK4S	16-12FMK4SS	120	120
1	1	24	41	22	55	234	16FMK4S	16FMK4SS	120	120

Order codes shown are part of our current manufacturing programme.

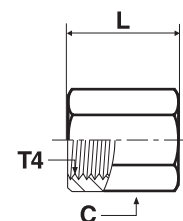
Imperial and metric parts may vary in hexagon dimensions.

$$\frac{\text{PN (bar)}}{10} = \text{PN (MPa)}$$

Pressure ratings – PN shown, apply to Steel and Stainless Steel versions of the product.

GG44M Female thread coupling

Female BSPP thread (ISO 1179-1)



Thread BSPP T4	C mm	L mm	Weight (steel) g/1 piece	Adapter Steel	Adapter Stainless Steel	PN (bar)	
						S	SS
1/8	14	19	16	1/8GG44MS	1/8GG44MSS	420	420
1/4	17	28	30	1/4GG44MS	1/4GG44MSS	420	420
3/8	22	28	47	3/8GG44MS	3/8GG44MSS	420	420
1/2	27	33	78	1/2GG44MS	1/2GG44MSS	350	350
3/4	32	37	105	3/4GG44MS	3/4GG44MSS	280	280
1	46	42	341	1GG44MS	1GG44MSS	210	210

Order codes shown are part of our current manufacturing programme.

Imperial and metric parts may vary in hexagon dimensions.

$$\frac{\text{PN (bar)}}{10} = \text{PN (MPa)}$$

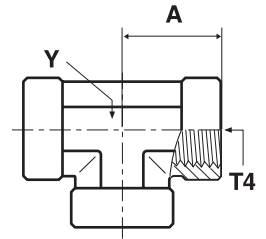
Pressure ratings – PN shown, apply to Steel and Stainless Steel versions of the product.

N

Adapters

MMO444M Female thread tee

Female BSPP threads (ISO 1179-1)



Thread BSPP T4	A mm	Y mm	Weight (steel) g/1 piece	Adapter Steel	PN (bar)
1/4	22	19	74	1/4MMO444MS	350
3/8	26	22	111	3/8MMO444MS	315
1/2	31	27	177	1/2MMO444MS	210
3/4	40	33	294	3/4MMO444MS	210
1	46	41	567	1MMO444MS	120

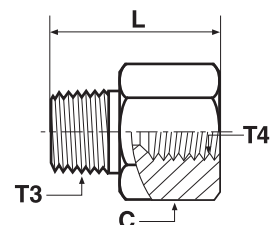
Order codes shown are part of our current manufacturing programme.
Imperial and metric parts may vary in hexagon dimensions.

$$\frac{\text{PN (bar)}}{10} = \text{PN (MPa)}$$

Pressure ratings – PN shown, apply to the Steel version of the product.

PTR34M Thread reducer

Male BSPT thread (ISO 7) / Female BSPP thread (ISO 1179-1)



Thread BSPT T3	Thread BSPP T4	C mm	L mm	Weight (steel) g/1 piece	Adapter Steel	Adapter Stainless Steel	PN (bar)	
							S	SS
1/4	1/8	14	28	16	1/4X1/8PTR34MS	1/4X1/8PTR34MSS	315	315
3/8	1/4	19	33	44	3/8X1/4PTR34MS	3/8X1/4PTR34MSS	315	315
1/2	1/4	22	39	71	1/2X1/4PTR34MS	1/2X1/4PTR34MSS	315	315
1/2	3/8	22	39	48	1/2X3/8PTR34MS	1/2X3/8PTR34MSS	315	315
3/4	1/4	27	39	108	3/4X1/4PTR34MS	3/4X1/4PTR34MSS	280	280
3/4	3/8	27	39	127	3/4X3/8PTR34MS	3/4X3/8PTR34MSS	280	280
3/4	1/2	27	42	94	3/4X1/2PTR34MS	3/4X1/2PTR34MSS	280	280
1	3/8	36	40	185	1X3/8PTR34MS	1X3/8PTR34MSS	210	210
1	1/2	36	48	224	1X1/2PTR34MS	1X1/2PTR34MSS	210	210
1	3/4	36	49	186	1X3/4PTR34MS	1X3/4PTR34MSS	210	210

Order codes shown are part of our current manufacturing programme.

Imperial and metric parts may vary in hexagon dimensions.

$$\frac{\text{PN (bar)}}{10} = \text{PN (MPa)}$$

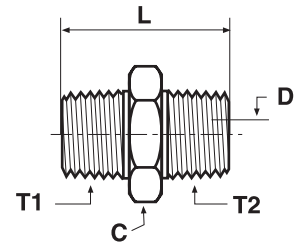
Pressure ratings – PN shown, apply to Steel and Stainless Steel versions of the product.

N

Adapters

FF33M Male nipple

Male BSPT thread (ISO 7)



Thread BSPT T1	Thread BSPT T2	C mm	D mm	L mm	Weight (steel) g/1 piece	Adapter Steel	Adapter Stainless Steel	PN (bar)	
								S	SS
1/8	1/8	11	5	27	12	1/8FF33MS	1/8FF33MSS	315	315
1/4	1/8	14	5	32	25	1/4X1/8FF33MS	1/4X1/8FF33MSS	315	315
1/4	1/4	14	7	37	25	1/4FF33MS	1/4FF33MSS	315	315
3/8	1/4	17	7	37	42	3/8X1/4FF33MS	3/8X1/4FF33MSS	315	315
3/8	3/8	17	10	37	30	3/8FF33MS	3/8FF33MSS	315	315
1/2	1/4	22	7	43	68	1/2X1/4FF33MS	1/2X1/4FF33MSS	315	315
1/2	3/8	22	10	43	67	1/2X3/8FF33MS	1/2X3/8FF33MSS	315	315
1/2	1/2	22	14	48	72	1/2FF33MS	1/2FF33MSS	315	315
3/4	1/2	27	14	50	123	3/4X1/2FF33MS	3/4X1/2FF33MSS	160	160
3/4	3/4	27	18	50	110	3/4FF33MS	3/4FF33MSS	160	160
1	3/4	36	18	55	215	1X3/4FF33MS	1X3/4FF33MSS	160	160

Order codes shown are part of our current manufacturing programme.

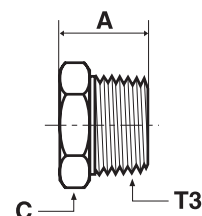
Imperial and metric parts may vary in hexagon dimensions.

$$\frac{\text{PN (bar)}}{10} = \text{PN (MPa)}$$

Pressure ratings – PN shown, apply to Steel and Stainless Steel versions of the product.

HP3M Hexagon head plug

Male BSPT thread (ISO 7)



Thread BSPT T3	A mm	C mm	Weight (steel) g/1 piece	Adapter Steel	Adapter Stainless Steel	PN (bar)	
						S	SS
1/8	14	11	9	1/8HP3MS	1/8HP3MSS	315	315
1/4	19	14	16	1/4HP3MS	1/4HP3MSS	315	315
3/8	20	17	35	3/8HP3MS	3/8HP3MSS	315	315
1/2	25	22	52	1/2HP3MS	1/2HP3MSS	315	315
3/4	27	27	85	3/4HP3MS	3/4HP3MSS	160	160
1	32	36	134	1HP3MS	1HP3MSS	160	160

Order codes shown are part of our current manufacturing programme.

Imperial and metric parts may vary in hexagon dimensions.

$$\frac{\text{PN (bar)}}{10} = \text{PN (MPa)}$$

Pressure ratings – PN shown, apply to Steel and Stainless Steel versions of the product.

N

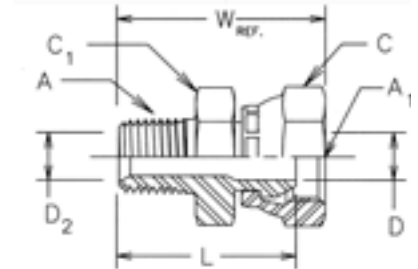
Adapters

0107 Swivel male stud

Male NPTF* thread (SAE J476) / NPSM Female swivel end (SAE J516)

SAE 140130

*Stainless Steel = NPT to prevent galling



Thread NPTF A	Thread NPSM A1	C mm	C1 mm	D mm	D2 mm	L mm	W mm	Weight (steel) g/1 piece	Adapter Steel	Adapter Stainless Steel	PN (bar)	
											S	SS
1/8-27	1/8-27	14	14	4	5	24	28	23	0107-2-2	0107-2-2-SS	350	350
1/8-27	1/4-18	18	16	6	5	27	32	33	0107-2-4	0107-2-4-SS	350	350
1/4-18	1/4-18	18	18	6	7	32	36	40	0107-4-4	0107-4-4-SS	350	350
1/4-18	3/8-18	22	21	9	7	32	37	57	0107-4-6	0107-4-6-SS	280	280
1/4-18	1/2-14	25	24	12	7	37	44	91	0107-4-8	0107-4-8-SS	245	245
3/8-18	1/4-18	18	18	6	10	33	38	48	0107-6-4	0107-6-4-SS	350	350
3/8-18	3/8-18	22	22	9	10	33	38	62	0107-6-6	0107-6-6-SS	280	280
3/8-18	1/2-14	25	24	12	10	37	44	97	0107-6-8	0107-6-8-SS	245	245
1/2-14	3/8-18	22	22	9	14	38	43	76	0107-8-6	0107-8-6-SS	280	280
1/2-14	1/2-14	25	25	12	14	41	49	109	0107-8-8	0107-8-8-SS	245	245
1/2-14	3/4-14	32	32	16	14	43	52	167	0107-8-12	0107-8-12-SS	140	140
3/4-14	1/2-14	25	29	12	18	41	49	122	0107-12-8	0107-12-8-SS	245	245
3/4-14	3/4-14	32	32	16	18	42	52	154	0107-12-12	0107-12-12-SS	140	140
3/4-14	1-11.5	38	38	21	18	46	55	247	0107-12-16	0107-12-16-SS	120	120
1-11.5	3/4-14	38	35	16	24	49	58	217	0107-16-12	0107-16-12-SS	140	140
1-11.5	1-11.5	38	38	21	24	51	60	238	0107-16-16	0107-16-16-SS	120	120
1-11.5	1 1/4-11.5	48	45	29	24	51	61	298	0107-16-20	0107-16-20-SS	120	120
1 1/4-11.5	1-11.5	38	48	21	32	53	63	356	0107-20-16	0107-20-16-SS	120	120
1 1/4-11.5	1 1/4-11.5	48	48	29	32	53	63	390	0107-20-20	0107-20-20-SS	120	120
1 1/2-11.5	1 1/2-11.5	54	54	35	38	56	66	498	0107-24-24	0107-24-24-SS	85	85
2-11.5	2-11.5	67	67	46	49	60	71	749	0107-32-32	0107-32-32-SS	75	75

Order codes shown are part of our current manufacturing programme.

Imperial and metric parts may vary in hexagon dimensions.

$$\frac{\text{PN (bar)}}{10} = \text{PN (MPa)}$$

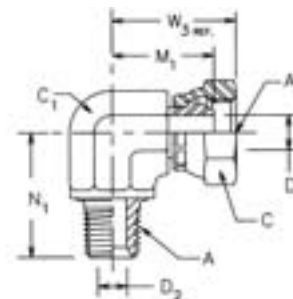
Pressure ratings – PN shown, apply to Steel and Stainless Steel versions of the product.

2107 Swivel male elbow

Male NPTF* thread (SAE J476) / NPSM Female swivel end (SAE J516)

SAE 140230

*Stainless Steel = NPT to prevent galling



Thread NPTF A	Thread NPSM A1	C mm	C1 mm	D mm	D2 mm	M1 mm	N1 mm	W3 mm	Weight (steel) g/1 piece	Adapter Steel	Adapter Stainless Steel	PN (bar)	
												S	SS
1/8-27	1/8-27	14	11	4	5	18	18	22	28	2107-2-2	2107-2-2-SS	350	350
1/4-18	1/4-18	18	14	6	7	22	28	27	55	2107-4-4	2107-4-4-SS	350	350
1/4-18	3/8-1/8	22	19	9	7	25	28	33	94	2107-4-6	2107-4-6-SS	280	280
3/8-18	1/4-18	18	19	6	10	25	31	30	88	2107-6-4	2107-6-4-SS	350	350
3/8-18	3/8-1/8	22	19	9	10	25	31	33	90	2107-6-6	2107-6-6-SS	280	280
3/8-18	1/2-14	25	19	12	10	26	31	34	107	2107-6-8	2107-6-8-SS	245	245
1/2-14	3/8-1/8	22	22	9	14	27	37	34	130	2107-8-6	2107-8-6-SS	280	280
1/2-14	1/2-14	25	22	12	14	28	37	36	139	2107-8-8	2107-8-8-SS	245	245
1/2-14	3/4-14	32	27	16	14	33	37	42	221	2107-8-12	2107-8-12-SS	140	140
3/4-14	3/8-1/8	22	27	9	18	30	40	38	227	2107-12-6	2107-12-6-SS	280	280
3/4-14	1/2-14	25	27	12	18	32	40	39	191	2107-12-8	2107-12-8-SS	245	245
3/4-14	3/4-14	32	27	16	18	33	40	42	225	2107-12-12	2107-12-12-SS	140	140
1-11.5	3/4-14	32	33	16	24	37	50	46	374	2107-16-12	2107-16-12-SS	140	140
1-11.5	1-11.5	38	33	21	24	39	50	49	361	2107-16-16	2107-16-16-SS	120	120
1 1/4-11.5	1 1/4-11.5	48	41	29	32	44	61	54	794	2107-20-20	2107-20-20-SS	120	120
1 1/2-11.5	1 1/2-11.5	54	48	35	38	48	67	59	782	2107-24-24	2107-24-24-SS	85	85
2-11.5	2-11.5	67	64	46	49	58	76	69	1910	2107-32-32	2107-32-32-SS	75	75

Order codes shown are part of our current manufacturing programme.

Imperial and metric parts may vary in hexagon dimensions.

$$\frac{\text{PN (bar)}}{10} = \text{PN (MPa)}$$

Pressure ratings – PN shown, apply to Steel and Stainless Steel versions of the product.

N

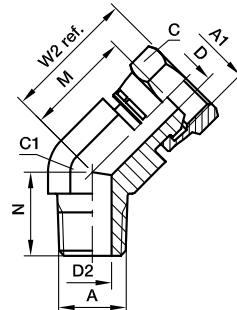
Adapters

3107 Swivel male 45° elbow

Male NPTF* thread (SAE J476) / NPSM Female swivel end (SAE J516)

SAE 140330

*Stainless Steel = NPT to prevent galling



Thread NPTF A	Thread NPSM A1	C mm	C1 mm	D mm	D2 mm	M mm	N mm	W2 mm	Weight (steel) g/1 piece	Adapter Steel	Adapter Stainless Steel		PN (bar)	
											S	SS	S	SS
1/8-27	1/8-27	14	11	4	5	16	13	20	21	3107-2-2		350	—	
1/4-18	1/4-18	18	14	6	7	19	22	23	44	3107-4-4	3107-4-4-SS	350	350	
3/8-18	3/8-1/8	22	19	9	10	21	24	28	80	3107-6-6	3107-6-6-SS	280	280	
1/2-14	3/8-1/8	22	22	9	14	21	30	28	110	3107-8-6	3107-8-6-SS	280	280	
1/2-14	1/2-14	25	22	12	14	22	30	30	114	3107-8-8	3107-8-8-SS	245	245	
1/2-14	3/4-14	32	27	16	14	22	31	31	144	3107-8-12	3107-8-12-SS	140	140	
3/4-14	1/2-14	25	27	12	18	24	31	31	153	3107-12-8	3107-12-8-SS	245	245	
3/4-14	3/4-14	32	27	16	18	26	31	35	172	3107-12-12	3107-12-12-SS	140	140	
1-11.5	3/4-14	32	33	16	24	28	38	37	245	3107-16-12	3107-16-12-SS	140	140	
1-11.5	1-11.5	38	33	21	24	29	38	39	368	3107-16-16	3107-16-16-SS	120	120	
1 1/4-11.5	1 1/4-11.5	48	41	29	32	31	42	41	619	3107-20-20	3107-20-20-SS	120	120	
1 1/2-11.5	1 1/2-11.5	54	48	35	38	34	45	45	719	3107-24-24	3107-24-24-SS	85	85	
2-11.5	2-11.5	67	64	46	49	37	54	48	1372	3107-32-32	3107-32-32-SS	75	75	

Order codes shown are part of our current manufacturing programme.

Imperial and metric parts may vary in hexagon dimensions.

$$\frac{\text{PN (bar)}}{10} = \text{PN (MPa)}$$

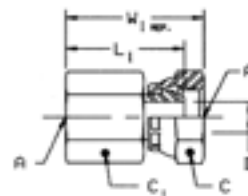
Pressure ratings – PN shown, apply to Steel and Stainless Steel versions of the product.

0207 Female connector

Female NPTF* thread (SAE J476) / NPSM Female swivel end (SAE J516)

SAE 140131

*Stainless Steel = NPT to prevent galling



Thread NPTF A	Thread NPSM A1	C mm	C1 mm	D mm	L1 mm	W1 mm	Weight (steel) g/1 piece	Adapter Steel	Adapter Stainless Steel	PN (bar)	
										S	SS
1/8-27	1/8-27	14	14	4	22	26	15	0207-2-2	0207-2-2-SS	350	350
1/4-18	1/4-18	18	18	6	32	36	44	0207-4-4	0207-4-4-SS	350	350
3/8-18	1/4-18	18	22	6	33	38	52	0207-6-4	0207-6-4-SS	350	350
3/8-18	3/8-18	22	22	9	33	38	81	0207-6-6	0207-6-6-SS	280	280
1/2-14	3/8-18	22	25	9	37	42	121	0207-8-6	0207-8-6-SS	280	280
1/2-14	1/2-14	25	25	12	38	46	119	0207-8-8	0207-8-8-SS	245	245
3/4-14	3/4-14	32	32	16	41	50	161	0207-12-12	0207-12-12-SS	140	140
1-11.5	1-11.5	38	38	21	51	60	162	0207-16-16	0207-16-16-SS	120	120
1 1/4-11.5	1 1/4-11.5	48	48	29	51	61	378	0207-20-20	0207-20-20-SS	120	120
1 1/2-11.5	1 1/2-11.5	54	54	35	51	62	446	0207-24-24	0207-24-24-SS	85	85
2-11.5	2-11.5	67	67	46	54	65	707	0207-32-32	0207-32-32-SS	75	75

Order codes shown are part of our current manufacturing programme.

Imperial and metric parts may vary in hexagon dimensions.

$$\frac{\text{PN (bar)}}{10} = \text{PN (MPa)}$$

Pressure ratings – PN shown, apply to Steel and Stainless Steel versions of the product.

N

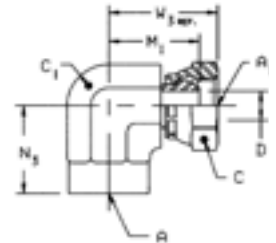
Adapters

2207 Female elbow

Female NPTF* thread (SAE J476) / NPSM Female swivel end (SAE J516)

SAE 140231

*Stainless Steel = NPT to prevent galling



Thread NPTF A	Thread NPSM A1	C mm	C1 mm	D mm	M1 mm	W3 mm	N3 mm	Weight (steel) g/1 piece	Adapter Steel	Adapter Stainless Steel	PN (bar)	
											S	SS
1/8-27	1/8-27	14	14	4	20	24	17	37	2207-2-2	2207-2-2-SS	350	350
1/4-18	1/4-18	18	19	6	25	30	22	98	2207-4-4	2207-4-4-SS	350	350
3/8-18	3/8-1/8	22	22	9	27	32	26	152	2207-6-6	2207-6-6-SS	280	280
1/2-14	1/2-14	25	27	12	32	39	31	246	2207-8-8	2207-8-8-SS	245	245
3/4-14	3/4-14	32	33	16	37	46	35	313	2207-12-12	2207-12-12-SS	140	140
1-11.5	1-11.5	38	41	21	44	53	41	530	2207-16-16	2207-16-16-SS	120	120
1 1/4-11.5	1 1/4-11.5	48	48	29	47	56	43	1159	2207-20-20	2207-20-20-SS	120	120
1 1/2-11.5	1 1/2-11.5	54	64	35	61	72	53	1679	2207-24-24	2207-24-24-SS	85	85
2-11.5	2-11.5	67	71	47	65	76	61	2136	2207-32-32	2207-32-32-SS	75	75

Order codes shown are part of our current manufacturing programme.

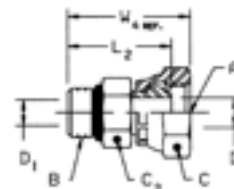
Imperial and metric parts may vary in hexagon dimensions.

$\frac{\text{PN (bar)}}{10} = \text{PN (MPa)}$

Pressure ratings – PN shown, apply to Steel and Stainless Steel versions of the product.

0507 Swivel male stud

Male UN/UNF thread O-ring (ISO 11926) / NPSM Female swivel end (SAE J516)
SAE 140157



Thread UN/UNF-2A B	Thread NPSM A1	C mm	C2 mm	D mm	D1 mm	L2 mm	W4 mm	Weight (steel) g/1 piece	Adapter Steel	PN (bar)
7/16-20	1/4-18	18	14	6	6	29	34	32	0507-4-4	350
9/16-18	1/4-18	18	18	6	6	30	34	45	0507-6-4	350
9/16-18	3/8-18	22	18	9	9	30	35	48	0507-6-6	280
9/16-18	1/2-14	25	19	8	8	33	40	76	0507-6-8	245
3/4-16	1/4-18	18	22	6	10	32	36	65	0507-8-4	350
3/4-16	3/8-18	22	22	9	9	32	37	69	0507-8-6	280
3/4-16	1/2-14	25	22	10	10	32	40	83	0507-8-8	245
3/4-16	3/4-14	32	25	16	10	37	46	137	0507-8-12	140
7/8-14	1/2-14	25	25	12	12	37	44	98	0507-10-8	245
1 1/16-12	1/2-14	25	32	12	12	40	48	157	0507-12-8	245
1 1/16-12	3/4-14	32	32	16	16	41	50	200	0507-12-12	140
1 5/16-12	1-11.5	38	38	21	21	45	54	317	0507-16-16	120
1 5/8-12	1 1/4-11.5	48	48	27	27	47	56	398	0507-20-20	120
1 7/8-12	1 1/2-11.5	54	54	33	33	50	61	498	0507-24-24	85
2 1/2-12	2-11.5	67	70	45	45	52	63	749	0507-32-32	75

Parker Adapter are delivered with NBR elastomeric seals as standard. For more details on other seal materials see page N60.

Order codes shown are part of our current manufacturing programme.

Imperial and metric parts may vary in hexagon dimensions.

$$\frac{\text{PN (bar)}}{10} = \text{PN (MPa)}$$

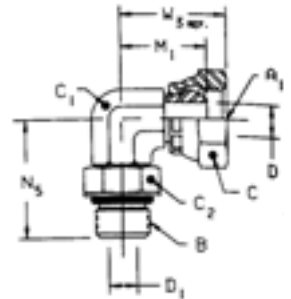
Pressure ratings – PN shown, apply to the Steel version of the product.

N

Adapters

2507 Swivel male elbow

Male UN/UNF thread O-ring (ISO 11926) / NPSM Female swivel end (SAE J516)
SAE 140257



Thread UN/UNF-2A B	Thread NPSM A1	C mm	C1 mm	C2 mm	D mm	D1 mm	M1 mm	W3 mm	N5 mm	Weight (steel) g/1 piece	Adapter Steel	PN (bar)
7/16-20	1/4-18	18	11	14	6	4	20	25	26	42	2507-4-4	350
9/16-18	1/4-18	18	14	18	6	8	22	27	32	56	2507-6-4	350
9/16-18	3/8-18	22	14	18	9	8	23	28	32	56	2507-6-6	280
9/16-18	1/2-14	25	14	18	12	8	26	34	35	65	2507-6-8	245
3/4-16	3/8-18	22	19	22	9	10	25	30	37	119	2507-8-6	280
3/4-16	1/2-14	25	19	22	12	10	26	34	37	119	2507-8-8	245
3/4-16	3/4-14	32	19	22	16	10	33	42	41	174	2507-8-12	140
7/8-14	3/8-18	22	22	25	9	12	27	32	43	164	2507-10-6	280
7/8-14	1/2-14	25	22	25	12	12	28	36	43	178	2507-10-8	245
7/8-14	3/4-14	32	22	25	16	12	32	42	45	243	2507-10-12	140
1 1/16-12	1/2-14	25	27	32	12	16	31	38	49	193	2507-12-8	245
1 1/16-12	3/4-14	32	27	32	16	16	33	42	49	283	2507-12-12	140
1 5/16-12	1-11.5	38	33	38	21	21	39	49	52	525	2507-16-16	120
1 5/8-12	1 1/4-11.5	48	41	48	29	27	45	55	57	530	2507-20-20	120
1 7/8-12	1 1/2-11.5	54	48	54	35	33	48	59	61	600	2507-24-24	85

Parker Adapter are delivered with NBR elastomeric seals as standard. For more details on other seal materials see page N60.

Order codes shown are part of our current manufacturing programme.

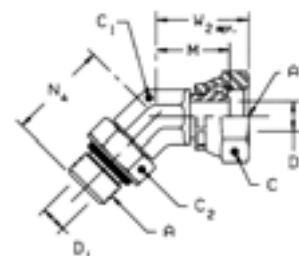
Imperial and metric parts may vary in hexagon dimensions.

$$\frac{\text{PN (bar)}}{10} = \text{PN (MPa)}$$

Pressure ratings – PN shown, apply to the Steel version of the product.

3507 Swivel male 45° elbow

Male UN/UNF thread O-ring (ISO 11926) / NPSM Female swivel end (SAE J516)
SAE 140357



Thread UN/UNF-2A A	Thread NPSM A1	C mm	C1 mm	C2 mm	D mm	D1 mm	M mm	W2 mm	N4 mm	Weight (steel) g/1 piece	Adapter Steel	PN (bar)
7/16-20	1/4-18	18	11	14	6	4	16	20	27	41	3507-4-4	350
9/16-18	3/8-18	22	14	18	9	8	21	26	29	62	3507-6-6	280
3/4-16	3/8-18	22	19	22	9	10	21	26	33	106	3507-8-6	280
3/4-16	1/2-14	25	19	22	12	10	23	30	33	141	3507-8-8	245
3/4-16	3/4-14	32	19	22	16	10	26	35	36	226	3507-8-12	140
7/8-14	1/2-14	25	22	25	12	12	22	30	39	154	3507-10-8	245
1 1/16-12	3/4-14	32	27	32	16	16	26	35	44	208	3507-12-12	140
1 5/16-12	1-11.5	38	33	38	21	21	29	39	47	408	3507-16-16	120

Parker Adapter are delivered with NBR elastomeric seals as standard. For more details on other seal materials see page N60.

Order codes shown are part of our current manufacturing programme.

Imperial and metric parts may vary in hexagon dimensions.

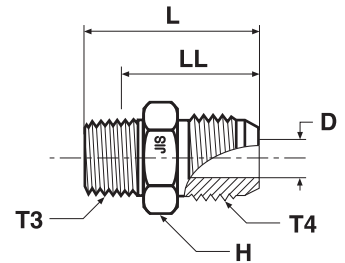
$$\frac{\text{PN (bar)}}{10} = \text{PN (MPa)}$$

Pressure ratings – PN shown, apply to the Steel version of the product.

Adapters

F3MT4 Male stud connector

JIS BSPP 60° cone adapters (JIS B8363) / Male BSPT thread (ISO 7)



Thread BSPP T4	Thread BSPT T3	D mm	H mm	L mm	LL mm	Weight (steel) g/1 piece	Adapter Steel	Adapter Stainless Steel	PN (bar)	
									S	SS
1/4-19	1/4-19	5	19	37	29	41	4F3T4S	4F3MT4SS	315	315
1/4-19	3/8-19	5	22	38	30	61	4-6F3T4S	4-6F3MT4SS	315	315
3/8-19	1/4-19	7	22	40	32	57	6-4F3T4S	6-4F3MT4SS	315	315
3/8-19	3/8-19	7	22	40	32	66	6F3T4S	6F3MT4SS	315	315
1/2-14	3/8-19	10	27	43	35	88	8-6F3T4S	8-6F3MT4SS	315	315
1/2-14	1/2-14	11	27	48	37	105	8F3T4S	8F3MT4SS	315	200
3/4-14	3/4-14	16	37	53	41	334	12F3T4S	12F3MT4SS	160	160
1-11	1-11	21	41	58	45	268	16F3T4S	16F3MT4SS	120	120

Order codes shown are part of our current manufacturing programme.

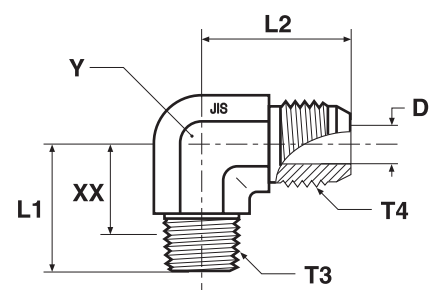
Imperial and metric parts may vary in hexagon dimensions.

$$\frac{\text{PN (bar)}}{10} = \text{PN (MPa)}$$

Pressure ratings – PN shown, apply to Steel and Stainless Steel versions of the product.

C3T4 Male elbow

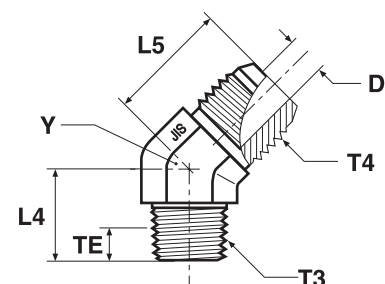
JIS BSPP 60° cone adapters (JIS B8363) / Male BSPT thread (ISO 7)



Thread BSPP T4	Thread BSPT T3	D mm	L1 mm	L2 mm	XX mm	Y mm	Weight (steel) g/1 piece	Adapter Steel	PN (bar)
1/4-19	1/4-19	5	25	25	18	14	41	4C3T4S	315
3/8-19	3/8-19	7	30	29	23	19	74	6C3T4S	315
1/2-14	1/2-14	11	36	34	26	22	131	8C3T4S	200
3/4-14	3/4-14	16	43	38	29	27	146	12C3T4S	160
1-11	1-11	21	50	44	37	33	398	16C3T4S	120

V3T4 Male 45° elbow

JIS BSPP 30° Flare end (JIS B8363) / Male BSPT thread (ISO 7)



Thread BSPP T4	Thread BSPT T3	D mm	L4 mm	L5 mm	TE mm	Y mm	Weight (steel) g/1 piece	Adapter Steel	PN (bar)
1/4-19	1/4-19	5	19	22	8	14	33	4V3T4S	315
3/8-19	3/8-19	7	22	25	8	19	64	6V3T4S	315
1/2-14	1/2-14	11	27	28	11	22	112	8V3T4S	200
3/4-14	3/4-14	16	30	32	12	27	162	12V3T4S	160
1-11	1-11	21	35	32	14	33	256	16V3T4S	120

Order codes shown are part of our current manufacturing programme.

Imperial and metric parts may vary in hexagon dimensions.

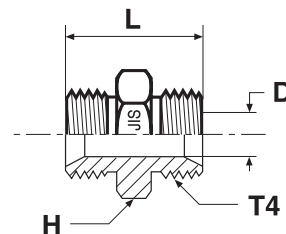
$$\frac{\text{PN (bar)}}{10} = \text{PN (MPa)}$$

Pressure ratings – PN shown, apply to the Steel version of the product.

Adapters

HMP4 Union

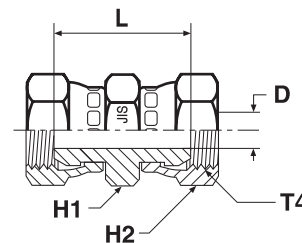
JIS BSPP 60° cone end (JIS B8363)



Thread BSPP T4	D mm	H mm	L mm	Weight (steel) g/1 piece	Adapter Steel	Adapter Stainless Steel	PN (bar)	
							S	SS
1/4-19	5	19	34	40	4HP4S	4HMP4SS	350	350
3/8-19	7	22	38	91	6HP4S	6HMP4SS	350	350
1/2-14	11	27	46	159	8HP4S	8HMP4SS	200	200
3/4-14	16	37	52	186	12HP4S	12HMP4SS	200	200
1-11	21	41	58	290	16HP4S	16HMP4SS	120	120

HP46 Swivel female union

JIS BSPP 60° Cone swivel female end (JIS B8363)



Thread BSPP T4	D mm	H1 mm	H2 mm	L mm	Weight (steel) g/1 piece	Adapter Steel	PN (bar)
1/4-19	5	19	19	31	33	4HP46S	350
3/8-19	7	22	22	35	49	6HP46S	350
1/2-14	11	27	27	38	77	8HP46S	200
3/4-14	16	37	37	40	114	12HP46S	200
1-11	21	41	41	46	180	16HP46S	120

Order codes shown are part of our current manufacturing programme.

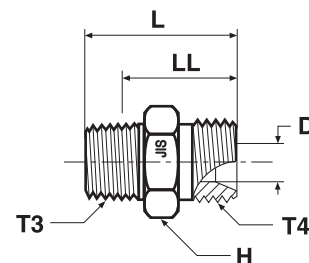
Imperial and metric parts may vary in hexagon dimensions.

$$\frac{\text{PN (bar)}}{10} = \text{PN (MPa)}$$

Pressure ratings – PN shown, apply to the Steel version of the product.

F3MP4 Male stud connector

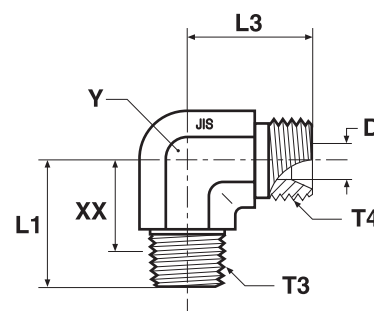
JIS BSPP 60° Cone end (JIS B8363) / Male BSPT thread (ISO 7)



Thread BSPP T4	Thread BSPT T3	D mm	H mm	L mm	LL mm	Weight (steel) g/1 piece	Adapter Steel	Adapter Stainless Steel		PN (bar)		
								S	SS	S	SS	
1/4-19	1/4-19	5	19	37	28	47	4F3P4S	4F3MP4SS	315	315	315	315
3/8-19	3/8-19	7	22	38	30	67	6F3P4S	6F3MP4SS	315	315	315	315
1/2-14	1/2-14	11	27	46	35	109	8F3P4S	8F3MP4SS	200	200	200	200
3/4-14	3/4-14	16	37	52	40	195	12F3P4S	12F3MP4SS	160	160	160	160
1-11	1-11	21	41	58	44	292	16F3P4S	16F3MP4SS	120	120	120	120

C3P4 Male 90° elbow

JIS BSPP 60° cone end (JIS B8363) / Male BSPT thread (ISO 7)



Thread BSPP T4	Thread BSPT T3	D mm	L1 mm	L3 mm	XX mm	Y mm	Weight (steel) g/1 piece	Adapter Steel	PN (bar)
									PN (bar)
1/4-19	1/4-19	5	25	24	18	14	49	4C3P4S	315
3/8-19	3/8-19	7	30	29	23	19	97	6C3P4S	315
1/2-14	1/2-14	11	36	33	26	22	147	8C3P4S	200
3/4-14	3/4-14	16	43	40	29	27	206	12C3P4S	160
1-11	1-11	21	50	44	37	33	434	16C3P4S	120

Order codes shown are part of our current manufacturing programme.

Imperial and metric parts may vary in hexagon dimensions.

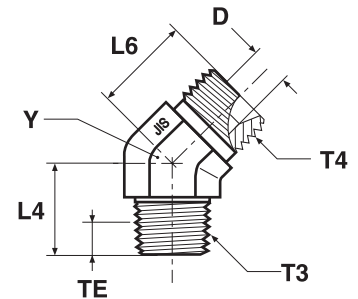
$$\frac{\text{PN (bar)}}{10} = \text{PN (MPa)}$$

Pressure ratings – PN shown, apply to Steel and Stainless Steel versions of the product.

Adapters

V3P4 Male 45° elbow

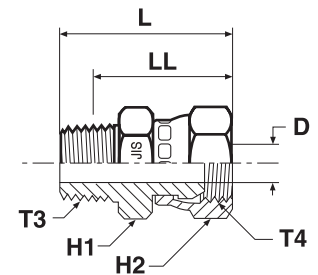
JIS BSPP 60° Cone end (JIS B8363) / Male BSPT thread (ISO 7)



Thread BSPP T4	Thread BSPT T3	D mm	L4 mm	L6 mm	TE mm	Y mm	Weight (steel) g/1 piece	Adapter Steel	PN (bar)
1/4-19	1/4-19	5	19	21	8	14	36	4V3P4S	350
3/8-19	3/8-19	7	22	23	8	19	65	6V3P4S	350
1/2-14	1/2-14	11	27	27	11	22	122	8V3P4S	200
3/4-14	3/4-14	16	30	30	12	27	159	12V3P4S	200
1-11	1-11	21	35	33	14	33	412	16V3P4S	120

F63MP4 Swivel male stud

JIS BSPP 60° Cone swivel female end (JIS B8363) / Male BSPT thread (ISO 7)



Thread BSPT T3	Thread BSPP T4	D mm	H1 mm	H2 mm	L mm	LL mm	Weight (steel) g/1 piece	Adapter Steel	Adapter Stainless Steel	PN (bar)	
									S	SS	
1/4-19	1/4-19	5	19	19	33	24	41	4F63P4S	4F63MP4SS	315	315
3/8-19	3/8-19	7	22	22	37	28	70	6F63P4S	6F63MP4SS	315	315
1/2-14	1/2-14	11	27	27	42	31	122	8F63P4S	8F63MP4SS	200	200
3/4-14	3/4-14	16	37	37	47	35	254	12F63P4S	12F63MP4SS	160	160
1-11	1-11	21	41	41	52	38	367	16F63P4S	16F63MP4SS	120	120

Order codes shown are part of our current manufacturing programme.

Imperial and metric parts may vary in hexagon dimensions.

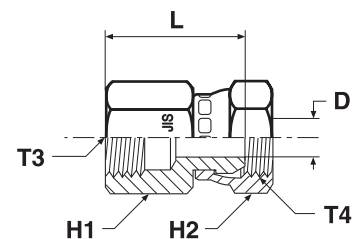
$$\frac{\text{PN (bar)}}{10} = \text{PN (MPa)}$$

Pressure ratings – PN shown, apply to Steel and Stainless Steel versions of the product.



G63P4 Female swivel connector

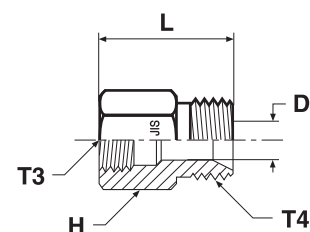
JIS BSPP 30° Flare swivel female end (JIS B8363) / Female BSPT thread (ISO 7)



Thread BSPT T3	Thread BSPP T4	D mm	H1 mm	H2 mm	L mm	Weight (steel) g/1 piece	Adapter Steel	PN (bar)
1/4-19	1/4-19	5	19	19	30	36	4G63P4S	315
3/8-19	3/8-19	7	22	22	33	49	6G63P4S	315
1/2-14	1/2-14	11	27	27	36	73	8G63P4S	200
3/4-14	3/4-14	16	37	37	38	163	12G63P4S	160
1-11	1-11	21	41	41	46	195	16G63P4S	120

G3P4 Female stud connector

JIS BSPP 30° Flare end (JIS B8363) / Female BSPT thread (ISO 7)



Thread BSPT T3	Thread BSPP T4	D mm	H mm	L mm	Weight (steel) g/1 piece	Adapter Steel	PN (bar)
1/4-19	1/4-19	5	19	31	40	4G3P4S	315
3/8-19	3/8-19	7	22	34	55	6G3P4S	315
1/2-14	1/2-14	11	27	40	141	8G3P4S	200
3/4-14	3/4-14	16	37	44	159	12G3P4S	160
1-11	1-11	21	41	49	225	16G3P4S	120

Order codes shown are part of our current manufacturing programme.

Imperial and metric parts may vary in hexagon dimensions.

$$\frac{\text{PN (bar)}}{10} = \text{PN (MPa)}$$

Pressure ratings – PN shown, apply to the Steel version of the product.

Adapters

Spare parts guide – Triple-Lok® retaining rings and seals

BSPB male threads – ISO 1179

BSPB Thread	ED seal Order code		O-ring order code*		O-ring ID × section mm	Retainer ring Order code Steel	Retainer ring Order code Stainless Steel
	NBR	FKM	NBR	FKM			
1/8	ED10X1X	ED10X1VITX	6-002-N552-9	6-002-V894-9	8.00 × 2.00	8207-1/8	8207SS1/8
1/4	ED14X1.5X	ED14X1.5VITX	2-111-N552-9	2-111-V894-9	10.77 × 2.62	8207-1/4	8207SS1/4A
3/8	ED3/8X	ED3/8VITX	2-113-N552-9	2-113-V894-9	13.94 × 2.62	8207-3/8	8207SS3/8A
1/2	ED1/2X	ED1/2VITX	5-256-N552-9	5-256-V894-9	17.96 × 2.62	8207-1/2	8207SS1/2
3/4	ED26X1.5X	ED26X1.5VITX	2-119-N552-9	2-119-V894-9	23.47 × 2.62	8207-3/4	8207SS3/4
1	ED33X2X	ED33X2VITX	2-217-N552-9	2-217-V894-9	29.74 × 3.53	8207-1	8207SS1A
1 1/4	ED42X2X	ED42X2VITX	2-222-N552-9	2-222-V894-9	37.69 × 3.53	8207-1-1/4	8207SS1 1/4
1 1/2	ED48X2X	ED48X2VITX	2-224-N552-9	2-224-V894-9	44.04 × 3.53	8207-1-1/2	8207SS1 1/2

Typical fittings using these parts: PTR44M / RI-ED / F4OHG5 etc.

* Must be used with correct retainer ring

Metric male threads – ISO 9974

Metric Thread	ED seal order code		O-ring Order code*		O-ring ID × section mm	Retainer ring Order code Steel	Retainer ring Order code Stainless Steel
	NBR	FKM	NBR	FKM			
M 10×1.0	ED10X1X	ED10X1VITX	6-074-N552-9	6-074-V894-9	8.00 × 1.50	M10RR	RRM10X1SS
M 12×1.5	ED12X1.5X	ED12x1.5VITX	2-012-N552-9	2-012-V894-9	9.25 × 1.78	M12RR	RRM12X1.5SS
M 14×1.5	ED14X1.5X	ED14X1.5VITX	2-013-N552-9	2-013-V894-9	10.82 × 1.78	M14RR	RRM14X1.5SS
M 16×1.5	ED16X1.5X	ED16X1.5VITX	3-907-N552-9	3-907-V894-9	13.46 × 2.08	M16RR	RRM16X1.5SS
M 18×1.5	ED18X1.5X	ED18X1.5VITX	2-114-N552-9	2-114-V894-9	15.54 × 2.62	M18RR	RRM18X1.5SS
M 22×2.0	ED22X1.5X	ED22X1.5VITX	2-018-N552-9	2-018-V894-9	18.77 × 1.78	M22RR	RRM22X1.5SS
M 27×2.0	ED26X1.5X**	ED26X1.5VITX	2-119-N552-9	2-119-V894-9	23.47 × 2.62	M27RR	RRM27X2SS
M 33×2.0	ED33X2X	ED33X2VITX	2-122-N552-9	2-122-V894-9	28.24 × 2.62	M33RR	RRM33X2SS
M 42×2.0	ED42X2X	ED42X2VITX	2-128-N552-9	2-128-V894-9	37.77 × 2.62	M42RR	RRM42X2SS
M 48×2.0	ED48X2X	ED48X2VITX	2-132-N552-9	2-132-V894-9	44.12 × 2.62	M48RR	RRM48X2SS

Typical fittings using these parts: F8OHG5 / VSTI MED etc.

* Must be used with correct retainer ring

** Same seal used for M 26×1.5 and M 27×2.0 Threads

UN / UNF male threads – ISO 11926

UN / UNF Thread	Dash size	O-ring Order code		O-Ring ID × section (mm)
		NBR	FKM	
5/16-24	2	3-902-N552-9	3-902-V894-9	6.07 × 1.63
3/8-24	3	3-903-N552-9	3-903-V894-9	7.65 × 1.63
7/16-20	4	3-904-N552-9	3-904-V894-9	8.92 × 1.83
1/2-20	5	3-905-N552-9	3-905-V894-9	10.52 × 1.83
9/16-18	6	3-906-N552-9	3-906-V894-9	11.89 × 1.98
3/4-16	8	3-908-N552-9	3-908-V894-9	16.36 × 2.21
7/8-14	10	3-910-N552-9	3-910-V894-9	19.18 × 2.46
1 1/16-12	12	3-912-N552-9	3-912-V894-9	23.47 × 2.95
1 3/16-12	14	3-914-N552-9	3-914-V894-9	26.59 × 2.95
1 5/16-12	16	3-916-N552-9	3-916-V894-9	29.74 × 2.95
1 5/8-12	20	3-920-N552-9	3-920-V894-9	37.47 × 3.00
1 7/8-12	24	3-924-N552-9	3-924-V894-9	43.69 × 3.00
2 1/2-12	32	3-932-N552-9	3-932-V894-9	59.36 × 3.00

Typical fittings using these parts: F5OG / P5ON / F5OHAO etc.

Metric male threads – ISO 6149

Metric Thread	O-ring Order code		O-Ring ID × section (mm)
	NBR	FKM	
M 10×1.0	6-345-N552-9	6-345-V894-9	8.20 × 1.50
M 12×1.5	6-346-N552-9	6-346-V894-9	9.40 × 2.10
M 14×1.5	6-347-N552-9	6-347-V894-9	11.40 × 2.10
M 16×1.5	6-348-N552-9	6-348-V894-9	13.40 × 2.10
M 18×1.5	6-349-N552-9	6-349-V894-9	15.40 × 2.10
M 22×1.5	6-350-N552-9	6-350-V894-9	19.40 × 2.10
M 27×2.0	6-351-N552-9	6-351-V894-9	23.70 × 2.80
M 33×2.0	6-352-N552-9	6-352-V894-9	29.70 × 2.80
M 42×2.0	6-353-N552-9	6-353-V894-9	38.70 × 2.80
M 48×2.0	6-354-N552-9	6-354-V894-9	46.70 × 2.80

Typical fittings using these parts: VSTI-OR etc.

Other seal compounds available on request for alternative applications




- ▲ HYDRAULICS
- ▲ HOSES
- ▲ VALVES
- ▲ PNEUMATICS
- ▲ FILTRATION
- ▲ MEASUREMENT AND CONTROL



APH Techniek BV
`s-Gravenzandseweg 16
2291 PE Wateringen
The Netherlands

P / +31 (0)174 219 200
F / +31 (0)174 219 209
E / info@aphtechnik.nl



www.aphtechnik.nl

HYDRAULIC AND PNEUMATIC SOLUTIONS